




国家级高新技术企业

Flexible 集团



电气电线保护软管系列 Flexible Conduit for Electrical Protection

钱稚台 Queena
Mob:+86-158-6833-8883



info@flexible86.com
queena@flexible86.com
http://www.conduit-flexible.com

福莱斯伯(安徽)精密科技有限公司 | 嘉兴福莱斯伯光电科技有限公司
Flexible (AnHui) Precision Technology Co.,Ltd. | Jiaxing Flexible Technology Co.,Ltd.

Flexible 集团 公司位置/ POSITION



福莱斯伯(安徽)精密科技有限公司
Flexible (AnHui) Precision Technology Co.,Ltd.

安徽省广德市经济开发区太极大道619号
No.619,Taiji Avenue,Guangde Economic Development
Zone,Anhui Province,China Post Code:242200
Tel: +86-563-6636999

嘉兴福莱斯伯光电科技有限公司
Jiaxing Flexible Technology Co.,Ltd.

Room 218, Xiangshan Commercial Center,Luoxing Street,
Jiashan County(314100), Jiaxing City, Zhejiang,China
Tel: +86-573-84833888 Fax: +86-573-84838020
E-mail:info@flexible86.com E-mail:sales@flexible86.com



www.conduit-flexible.com



Flexible 集团

RARLon
瑞隆精密科技有限公司
Rarlon Precision Technology Sdn Bhd
UL Factory ID: R02 (马来西亚/Malaysia)

公司简介

工厂位置: 安徽广德 (福莱斯伯(安徽)精密科技有限公司) (2023年)

品质系统: ISO 9001:2015认证

企业属性: 制造业

企业优势: 为亚洲地区少数同时拥有欧美认证的软管制造商, 除了全系列完整的标准产品, 更提供多元、专业的客制化服务...

主营产品: 各式金属软管和接头、非金属软管和接头 & 组装应用产品

主营认证: UL / cUL / CE / IECEx / CCC / ATEX / EN / GB

主要市场: 美洲、欧洲、亚洲、中东...

主要领域: 航空、核电、内窥镜、石化、电力、电机、机械、建筑、船舶、风力发电、大众运输系统、升降系统之电线、电缆、光纤通讯保护、激光感测、瓦斯气体保护...

[企业商标]



[品牌商标] **KAIFLEX®**

企业展望:

近程目标 - 强化多国认证, 关注市场营销, 打造国际化产品通路

中程目标 - 以KAIFLEX品牌创建完整而全球化的供应及销售网路

长程目标 - 打造KAIFLEX成为世界知名信赖的管接品牌



Company Profile

Factories: AnHui China (Flexible (AnHui) Precision Technology Co.,Ltd.) (Year 2023)

Quality System: ISO 9001:2015 Certified

Property: Manufacturer

Advantage: Flexible is one of the minority flexible conduit manufacturers who is certified with both UL & CE in Asia. We provide not only a complete range of standardized products but also diverse and professional customized services for general or specific needs.

Major Products: Metal flexible conduit and fittings, Non-metallic flexible conduit and fittings, OEM / ODM products and so on.

Certification: UL / cUL / CE / IECEx / CCC / ATEX / EN / GB

Main Markets: America, Europe, Asia and Middle East...

Application: Aero Industry, nuclear energy plant, industrial endoscope, medical endoscopy, petroleum and chemical industry, electrical systems, machines, precision machinery, residential / commercial & industrial buildings, shipsbuilding, wind power plant, public transportation systems, lift & escalator, wires & fiber optic cables protection for power, laser sensor machine and gas tube protection.

[Corporate CI]



[Trademark]

KAIFLEX®

Vision:

Short term - Complete product certifications and focus on marketing to organize worldwide sales channel.

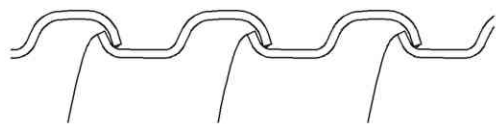
Med term - Found a complete and global supply & sales network with brand KAIFLEX.

Long term - Cultivate KAIFLEX to be a world-renowned & reliable brand for conduit and fitting solutions.



- ▶ 企业概况
Company Profile
- ▶ 资质认证
Qualification Certification
- ▶ UL 金属软管与接头系列
Flexible Metal Conduit & Fitting (UL)
- ▶ 芝加哥金属可挠管与接头系列
Chicago Plenum Flexible Metal Tubing & Fitting
- ▶ UL 液密型防水金属软管与接头系列
Liquid Tight Flexible Metal Conduit & Fitting (UL)
- ▶ 电线电缆挠性金属保护防爆管(UL)
Conduit Fittings for Use in Hazardous Locations(UL)
- ▶ 防爆软管转接头
Explosion proof adapter
- ▶ 液密型非金属软管与接头系列 (UL 1660)
Liquid Tight Non-Metallic Flexible Conduit & Fitting (UL)
- ▶ 塑胶波纹管与接头系列(UL 1696)
Non-metallic Mechanical Protection Tubing& Fitting
- ▶ 机器人管线包及配件
Dresspack Systems
- ▶ 电气非金属波纹管系列
Electrical Nonmetallic Tubing
- ▶ 电气保护管与接头系列
Flexible Conduit & Fitting
- ▶ 防电磁波干扰 (EMI)应用
EMI Proof
- ▶ 防水+防电磁波干扰 (EMI)应用
Water+EMI Proof
- ▶ 增安型电线电缆挠性金属保护防爆管
Explosion Proof Flexible Coupling-Increased Safety Type
- ▶ 内外包塑金属软管系列
Inner & Outer Plastic Wrapped Tube
- ▶ 电子线保护金属软管系列
Electrical Flexible Conduit
- ▶ 欧洲防爆认证软管系列
ATEX Flexible Metal Conduit
- ▶ 不锈钢单线圈管系列
Stainless Steel Mono coil Series
- ▶ 激光光纤保护软管系列
Armored Tube for Laser Fiber
- ▶ 钨丝编织管系列
Tungsten wire braiding conduit series
- ▶ UL 线束组装系列
Wiring Harness Assembly Series(UL)
- ▶ 煤气管系列
GAS Hose
- ▶ 产品应用
Product Application





剖面图/Profile

产品介绍/Product Introduction

完全通过UL薄壁型标准之可挠性、抗拉及耐冲击性要求，适用于低火险之建筑、办公室、灯具、机械、电梯、数据机房等的配线保护。薄壁型则尤其适用于办公室OA隔间或吊顶天花板的配线保护应用。

Galvanized Steel series is UL listed / recognized for full trade size. The performances of flexibility, pull and impact resistance completely meet with UL standard. Wiring protection in/on building, office, light fixture, machines, elevator, data center and etc., where demand UL listed and low fire hazard. The Reduced Wall type is especially used for office OA system or above ceiling.

产品特性/Product Features:

结构: 单扣型
材质: 镀锌钢
温度等级: -50°C~+350°C
IP等级: IP 40
可挠性: 高级
RoHS: 符合
Reach: 符合
认证: UL认证: 3/8" ~ 4"
cULus认证: 3/8"
cURus: 5/16"、9/16"

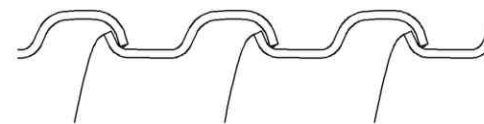
Structure: Square-lock
Material: Galvanized Steel
Qualify range: -50°C~+350°C
IP Rating: IP 40
Flexibility: High
RoHS Certificate: Yes
Reach: Yes
Certificate: UL: 3/8" ~ 4"
cULus: 3/8"
cURus: 5/16"、9/16"



UL认证编号/Certificate No.: E238089

产品规格/Product Specification:

型号 Type	英寸 Inch (")	内径 I.D. (mm)	外径 O.D. (mm)	弯曲半径 Bending Radius(mm)	每卷长度 Package/ Roll(ft/m)	包装尺寸 Measurement (LxWxH mm)	
P08121245G1	PXRWG-5/16	5/16	7.92~8.60	11.94~12.95	50	100/30.5	320X320X150
P09741486G1	PRWG-3/8	3/8	9.52~9.96	14.22~15.49	50	100/30.5	320X320X150
P14251829G1	PXRWG-9/16	9/16	13.70~14.40	18.00~18.80	75	100/30.5	360X360X150
P16132261G1	PRWG-1/2	1/2	15.88~16.38	21.84~23.37	75	100/30.5	380X380X150
P20922731G1	PRWG-3/4	3/4	20.62~21.21	26.54~28.07	100	100/30.5	450X450X180
P25913404G1	PRWG-1	1	25.40~26.46	33.02~35.05	125	100/30.5	550X550X220
P32394039G1	PRWG-1-1/4	1-1/4	31.75~33.02	39.37~41.40	160	50/15.3	500X500X180
P39064826G1	PRWG-1-1/2	1-1/2	38.10~40.01	46.99~49.53	190	50/15.3	580X580X200
P51826096G1	PRWG-2	2	50.80~52.83	59.69~62.23	255	25/7.6	550X550X200
P63507518G1	PRWG-2-1/2	2-1/2	>63.50	72.64~77.72	320	25/7.6	700X700X200
P76208788G1	PRWG-3	3	>76.20	85.34~90.42	380	25/7.6	750X750X250
P889010312G1	PRWG-3-1/2	3-1/2	>88.90	98.04~103.12	450	25/7.6	800X800X250
P1016011328G1	PRWG-4	4	>101.60	110.74~115.82	510	25/7.6	900X900X300



剖面图/Profile

产品介绍/Product Introduction

完全通过UL检验标准，重量轻，可挠性好，同时满足NEC电气配线施工要求，可做为供电、通讯、讯号传输...等各类线缆的铠装保护。其中5/16"小口径尺寸，尤其适用于空间狭窄、多转角的布线环境，如：LED照明灯具。

Aluminum series is UL listed / recognized for full trade size. This is the series of reduced wall & lightweight Flexible Metal Conduit manufactured with aluminum strip. Completely meet with UL standard. When using for electrical installation, shall refer to the regulation of NEC. The size of 5/16" is especially recommended for the wire protection in limit spaces or for light fixtures. The small size and bending radius offer advantage to satisfy the wiring environment of narrow space and corners.

产品特性/Product Features:

结构: 单扣型
材质: 铝材
温度等级: -50°C~+200°C
IP等级: IP 40
可挠性: 高级
RoHS: 符合
Reach: 符合
认证: UL认证: 3/8" ~ 4"
cULus认证: 3/8"
cURus认证: 5/16"
9/16" 无认证/No UL

Structure: Square-lock
Material: Aluminum
Qualify range: -50°C~+200°C
IP Rating: IP 40
Flexibility: High
RoHS Certificate: Yes
Reach: Yes
Certificate: UL: 3/8" ~ 4"
cULus: 3/8"
cURus: 5/16"



UL认证编号/Certificate No.: E238089

产品规格/Product Specification:

型号 Type	英寸 Inch (")	内径 I.D. (mm)	外径 O.D. (mm)	弯曲半径 Bending Radius(mm)	每卷长度 Package/ Roll(ft/m)	包装尺寸 Measurement (LxWxH mm)	
P08121245L1	PRWA-5/16	5/16	7.92~8.60	11.94~12.95	50	100/30.5	320X320X150
P09741486L1	PRWA-3/8	3/8	9.52~9.96	14.22~15.49	50	100/30.5	320X320X150
P14251829L1	PXRWA-9/16	9/16	13.70~14.40	18.00~18.80	75	100/30.5	360X360X150
P16132261L1	PRWA-1/2	1/2	15.88~16.38	21.84~23.37	75	100/30.5	380X380X150
P20922731L1	PRWA-3/4	3/4	20.62~21.21	26.54~28.07	100	100/30.5	450X450X180
P25913404L1	PRWA-1	1	25.40~26.46	33.02~35.05	125	100/30.5	550X550X220
P32394039L1	PRWA-1-1/4	1-1/4	31.75~33.02	39.37~41.40	160	50/15.3	500X500X180
P39064826L1	PRWA-1-1/2	1-1/2	38.10~40.01	46.99~49.53	190	50/15.3	580X580X200
P51826096L1	PRWA-2	2	50.80~52.83	59.69~62.23	255	25/7.6	550X550X200
P63507518L1	PRWA-2-1/2	2-1/2	>63.50	72.64~77.72	320	25/7.6	700X700X200
P76208788L1	PRWA-3	3	>76.20	85.34~90.42	380	25/7.6	750X750X250
P889010312L1	PRWA-3-1/2	3-1/2	>88.90	98.04~103.12	450	25/7.6	800X800X250
P1016011328L1	PRWA-4	4	>101.60	110.74~115.82	510	25/7.6	900X900X300



美规灯饰管-圆弧型

为降低灯饰行业生产成本，本公司参照美规管规格生产此灯具用软管，重量轻，可挠性好，同时满足LED灯具配线施工要求，其小口径尺寸，尤其适用于空间狭窄、多转角的布线环境，特别适用于各种LED照明灯具，如各种嵌灯、筒灯、面板灯、吸顶灯、天花灯等。

- 材质: 铝/镀锌钢 Material: Aluminum/Galvanized Steel
- 温度等级: -50°C~+200°C Qualify range: -50°C~+200°C
- RoHS: 符合 RoHS Certificate: Yes
- IP等级: IP 40
- 可挠性: 高级 Flexibility: High IP Rating: IP 40

产品规格/Product Specification

型号/Type	英寸/Inch (")	内径/I.D. (mm)		外径/O.D. (mm)		每卷长度 Packing/Roll (ft/m)
		最小值/Min.	最大值/Max.	最小值/Min.	最大值/Max.	
M1灯饰管(铝)	5/16	7.92	9.30	11.94	12.95	100/30.5
M3灯饰管(镀锌钢)	5/16	8.70	9.80	11.94	12.95	100/30.5



UL超薄壁软管-P3单扣型

内表面平滑，易于穿插电线、配套各种接头，方便施工
Smooth internal surface is easy to pull wire through. Fit with various pipe fittings. For easy installation.
柔软性好，易于施工
Superior flexibility, easy for wiring.
UL认证编号/Certificate No.: E238089



产品规格/Product Specification

型号/Type	英寸/Inch (")	内径/I.D. (mm)		外径/O.D. (mm)		每卷长度 Packing/Roll (ft/m)
		最小值/Min.	最大值/Max.	最小值/Min.	最大值/Max.	
P160200G1	XP3~5/8	15.60	16.50	19.70	20.60	100/30.5
P145187G1	XP3~9/16	13.89	14.90	17.91	19.10	100/30.5



UL超薄壁软管-压扁型

应用: 任何狭窄空间配线保护，例如办公室OA配线
Wire protection in any cramped space, ex: office shield wiring system and etc.
UL认证编号/Certificate No.: E238089



产品规格/Product Specification

型号/Type	英寸/Inch (")	内径/I.D. (mm)		外径/O.D. (mm)		每卷长度 Packing/Roll (ft/m)
		厚度/Thickness	宽度/Width	厚度/Thickness	宽度/Width	
P104240G1	XPO~5/8	9.70~10.81	19.37~20.47	13.70~14.80	23.60~24.70	100/30.5
P102215G1	XPO~9/16	9.58~10.69	16.80~17.93	13.57~14.67	21.19~22.29	100/30.5
P118283G1	XPO~3/4	10.73~12.13	23.30~24.71	14.92~16.33	27.49~28.90	100/30.5

系列
Series Code
特性
Features
照片
Product Photo

S11

Set Screw Type · 锌合金/Zinc Alloy



UL US
No.: E256570

S12

Set Screw Type · 锌合金/Zinc Alloy



UL US
No.: E256570

S13

Set Screw Type · 锌合金/Zinc Alloy



UL US
No.: E256570

公称尺寸
Nominal
Conduit
Size
(mm) (inch)

-	5/16
12	3/8
16	1/2
-	9/16
21	3/4
27	1
35	1-1/4
41	1-1/2
53	2
63	2-1/2
78	3
103	4

螺紋
NPS Thread

5/16"	-
3/8"	-
1/2"	D21-S112-1/2
9/16"	-
3/4"	-
1"	-
1-1/4"	-
1-1/2"	-
2"	-
2-1/2"	-
3"	-
4"	-

型號
Part Number

-	-
-	-
D21-S112-1/2	500
-	-
-	-
-	-
-	-
-	-
-	-
-	-
-	-
-	-

每箱数量
Package
/Box(Pcs)

-	-
-	-
500	19
-	-
-	-
-	-
-	-
-	-
-	-
-	-
-	-
-	-

每箱重量
Weight
/Box(Kg)

-	-
-	-
19	18.5
-	-
-	-
-	-
-	-
-	-
-	-
-	-
-	-
-	-

规格
Type

5/16"	-
3/8"	-
1/2"	S122-1/2
9/16"	-
3/4"	-
1"	-
1-1/4"	-
1-1/2"	-
2"	-
2-1/2"	-
3"	-
4"	-

型號
Part Number

-	-
-	-
S122-1/2	500
-	-
-	-
-	-
-	-
-	-
-	-
-	-
-	-
-	-

每箱数量
Package
/Box(Pcs)

-	-
-	-
500	18.5
-	-
-	-
-	-
-	-
-	-
-	-
-	-
-	-
-	-

每箱重量
Weight
/Box(Kg)

-	-
-	-
18.5	18.5
-	-
-	-
-	-
-	-
-	-
-	-
-	-
-	-
-	-

螺紋
NPS Thread

5/16"	-
3/8"	-
1/2"	D21-S132-1/2
9/16"	-
3/4"	-
1"	-
1-1/4"	-
1-1/2"	-
2"	-
2-1/2"	-
3"	-
4"	-

型號
Part Number

-	-
-	-
D21-S132-1/2	500
-	-
-	-
-	-
-	-
-	-
-	-
-	-
-	-
-	-

每箱数量
Package
/Box(Pcs)

-	-
-	-
500	18.5
-	-
-	-
-	-
-	-
-	-
-	-
-	-
-	-
-	-

每箱重量
Weight
/Box(Kg)

-	-
-	-
18.5	18.5
-	-
-	-
-	-
-	-
-	-
-	-
-	-
-	-
-	-

温度等级
Qualify range

-50°C~+200°C
IP 40
表面处理 Surface Finish
RoHS
Reach
认证 Certificate

-50°C~+200°C

IP 40
铬酸盐 (可依客户需求订制) Chromate, other treatments are available by consult.
符合/Yes
符合/Yes
cULus

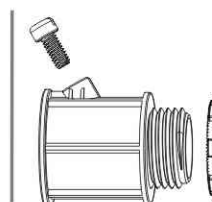
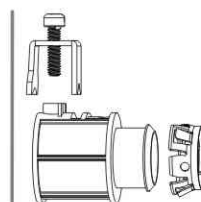
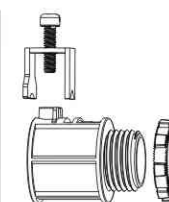
-50°C~+200°C

IP 40
铬酸盐 (可依客户需求订制) Chromate, other treatments are available by consult.
符合/Yes
符合/Yes
cULus

-50°C~+200°C

IP 40
铬酸盐 (可依客户需求订制) Chromate, other treatments are available by consult.
符合/Yes
符合/Yes
cULus

组合图
Exploded view



备注
Note

标准包装尺寸: 380*300*230
Standard Package Size: 380*300*230
每箱数量非最小订购量
Standard package is not the MOQ

Snap-In结构/Structure
标准包装尺寸: 380*300*230
Standard Package Size: 380*300*230
每箱数量非最小订购量
Standard package is not the MOQ

标准包装尺寸: 380*300*230
Standard Package Size: 380*300*230
每箱数量非最小订购量
Standard package is not the MOQ

系列 S14
Series Code Set Screw Type • 锌合金/Zinc Alloy
特性 Features
照片 Product Photo




No.: E256570

S16
Screw In Type • 锌合金/Zinc Alloy




No.: E256570

S17
Screw In Type • 锌合金/Zinc Alloy




No.: E256570

系列 S18
Series Code Set Screw Type • 锌合金/Zinc Alloy
特性 Features
照片 Product Photo




No.: E256570

S19
Two Screw Type • 锌合金/Zinc Alloy




No.: E256570

S20
Two Screw Type • 锌合金/Zinc Alloy




No.: E256570

公称尺寸 Nominal Conduit Size (mm) (inch)	螺 纹 NPS Thread	型 号 Part Number	每 箱 数 量 Package /Box(Pcs)	每 箱 重 量 Weight /Box(Kg)
- 5/16	5/16"	-		
12 3/8	3/8"	-		
16 1/2	1/2"	-		
- 9/16	9/16"	-		
21 3/4	3/4" D21-S143-3/4	400	19.8	
27 1	1"	-		
35 1-1/4	1-1/4"	-		
41 1-1/2	1-1/2"	-		
53 2	2"	-		
63 2-1/2	2-1/2"	-		
78 3	3"	-		
103 4	4"	-		

规 格 Type	型 号 Part Number	每 箱 数 量 Package /Box(Pcs)	每 箱 重 量 Weight /Box(Kg)
5/16"	-		
1/2" D21-S161-3/8	1000	21.4	
1/2" S162-1/2	800	26.6	
9/16"	-		
3/4"	-		
1"	-		
1-1/4"	-		
1-1/2"	-		
2"	-		
2-1/2"	-		
3"	-		
4"	-		

螺 纹 NPS Thread	型 号 Part Number	每 箱 数 量 Package /Box(Pcs)	每 箱 重 量 Weight /Box(Kg)
5/16"	-		
1/2" D21-S171-3/8	800	21.8	
1/2" S172-1/2	800	19.2	
9/16"	-		
3/4" S173-3/4	500	22	
1" S174-1	400	20.8	
1-1/4"	-		
1-1/2"	-		
2"	-		
2-1/2"	-		
3"	-		
4"	-		

公称尺寸 Nominal Conduit Size (mm) (inch)	螺 纹 NPS Thread	型 号 Part Number	每 箱 数 量 Package /Box(Pcs)	每 箱 重 量 Weight /Box(Kg)
- 5/16	5/16"	-		
12 3/8	3/8"	-		
16 1/2	1/2"	-		
- 9/16	1/2" S1811-9/16	1000	25	
21 3/4	3/4"	-		
27 1	1"	-		
35 1-1/4	1-1/4"	-		
41 1-1/2	1-1/2"	-		
53 2	2"	-		
63 2-1/2	2-1/2"	-		
78 3	3"	-		
103 4	4"	-		

规 格 Type	型 号 Part Number	每 箱 数 量 Package /Box(Pcs)	每 箱 重 量 Weight /Box(Kg)
5/16"	-		
1/2" S191-3/8	1000	26.2	
1/2"	-		
9/16"	-		
3/4"	-		
1"	-		
1-1/4"	-		
1-1/2"	-		
2"	-		
2-1/2"	-		
3"	-		
4"	-		

螺 纹 NPS Thread	型 号 Part Number	每 箱 数 量 Package /Box(Pcs)	每 箱 重 量 Weight /Box(Kg)
1/4" S2014-3/8	1000	26.2	
1/2" D21-S201-3/8	1000	26.2	
1/2"	-		
1/2"	-		
3/4"	-		
1"	-		
1-1/4"	-		
1-1/2"	-		
2"	-		
2-1/2"	-		
3"	-		
4"	-		

温度等级
Qualify range -50°C~+200°C
IP 等级
IP Rating IP 40
表面处理
Surface Finish 铬酸盐 (可依客户需求订制) Chromate,
other treatments are available by consult.
RoHS 符合/Yes
Reach 符合/Yes
认证
Certificate cULus

-50°C~+200°C
IP 40
铬酸盐 (可依客户需求订制) Chromate,
other treatments are available by consult.
符合/Yes
符合/Yes
cULus

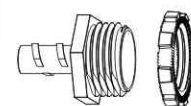
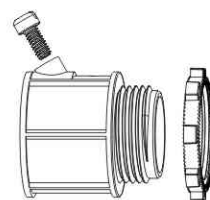
-50°C~+200°C
IP 40
铬酸盐 (可依客户需求订制) Chromate,
other treatments are available by consult.
符合/Yes
符合/Yes
cULus

温度等级
Qualify range -30°C~+105°C
IP 等级
IP Rating IP 40
表面处理
Surface Finish 铬酸盐 (可依客户需求订制) Chromate,
other treatments are available by consult.
RoHS 符合/Yes
Reach 符合/Yes
认证
Certificate UL Recognized

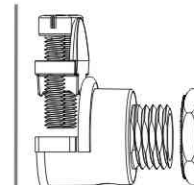
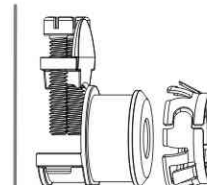
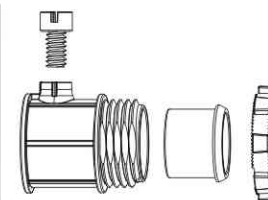
-50°C~+200°C
IP 40
铬酸盐 (可依客户需求订制) Chromate,
other treatments are available by consult.
符合/Yes
符合/Yes
UL

-50°C~+200°C
IP 40
铬酸盐 (可依客户需求订制) Chromate,
other treatments are available by consult.
符合/Yes
符合/Yes
UL Recognized (S2014-3/8)
cULus (D21-S201-3/8)

组合图
Exploded view



组合图
Exploded view



备注
Note

标准包装尺寸: 380*300*230
Standard Package Size: 380*300*230
每箱数量非最小订购量
Standard package is not the MOQ

Snap-In结构/Structure
标准包装尺寸: 380*300*230
Standard Package Size: 380*300*230
每箱数量非最小订购量
Standard package is not the MOQ

标准包装尺寸: 380*300*230
Standard Package Size: 380*300*230
每箱数量非最小订购量
Standard package is not the MOQ

备注
Note

标准包装尺寸: 380*300*230
Standard Package Size: 380*300*230
每箱数量非最小订购量
Standard package is not the MOQ

Snap-In结构/Structure
标准包装尺寸: 380*300*230
Standard Package Size: 380*300*230
每箱数量非最小订购量
Standard package is not the MOQ

标准包装尺寸: 380*300*230
Standard Package Size: 380*300*230
每箱数量非最小订购量
Standard package is not the MOQ

系列 S21
Series Code
特性 Two Screw Type • 锌合金/Zinc Alloy
Features
照片
Product Photo




No.: E256570

系列 S21-B
Series Code
特性 Two Screw Type
Features 锌合金/Zinc Alloy




系列 S22
Series Code
特性 90 Degree Squeeze
Features 锌合金/Zinc Alloy




No.: E256570

系列 S23
Series Code
特性 90 Degree Squeeze
Features 锌合金/Zinc Alloy




No.: E256570

系列 S24
Series Code
特性 Set Screw Type • 锌合金/Zinc Alloy




No.: E256570

系列 S25
Series Code
特性 Straight Squeeze • 锌合金/Zinc Alloy




公称尺寸 Nominal Conduit Size (mm) (inch)	规格 Type	型 Part Number	每箱数量 Package /Box(Pcs)	每箱重量 Weight /Box(Kg)
- 5/16	-	-	-	-
12 3/8	1/2"	D21-S211-3/8	1000	26.6
16 1/2	3/4"	S213-1/2	500	26.5
- 9/16	3/4"	S213-9/16	500	26.5
21 3/4	1"	S214-3/4	300	22.3
27 1	1-1/4"	S215-1	200	22.6
35 1-1/4	1-1/2"	S216-1-1/4	120	19.6
41 1-1/2	2"	S217-1-1/2	100	21.8
53 2	2-1/2"	S218-2	50	18
63 2-1/2	-	-	-	-
78 3	-	-	-	-
103 4	-	-	-	-

规格 Type	型 Part Number	每箱数量 Package /Box(Pcs)	每箱重量 Weight /Box(Kg)
5/16"	-	-	-
1/2"	S211-B	1000	19
1/2"	-	-	-
9/16"	-	-	-
3/4"	-	-	-
1"	-	-	-
1-1/4"	-	-	-
1-1/2"	-	-	-
2"	-	-	-
2-1/2"	-	-	-
3"	-	-	-
4"	-	-	-

公称尺寸 Nominal Conduit Size (mm) (inch)	规格 Type	型 Part Number	每箱数量 Package /Box(Pcs)	每箱重量 Weight /Box(Kg)
1/2"	D21-S221-3/8	500	19.5	
1/2"	D21-S221-3/8	500	19.5	
1/2"	D21-S222-1/2	300	15.7	
9/16"	-	-	-	
3/4"	S223-3/4	240	18.4	
1"	S224-1	120	14.6	
1-1/4"	S225-1-1/4	80	15.9	
1-1/2"	S226-1-1/2	12	6.2	
2"	S227-2	12	6.3	
2-1/2"	-	-	-	
3"	-	-	-	
4"	-	-	-	

公称尺寸 Nominal Conduit Size (mm) (inch)	规格 Type	型 Part Number	每箱数量 Package /Box(Pcs)	每箱重量 Weight /Box(Kg)
- 5/16	1/2"	S231-3/8	500	19
12 3/8	1/2"	S231-3/8	500	19
16 1/2	1/2"	S232-1/2	300	17.4
- 9/16	9/16"	-	-	-
21 3/4	3/4"	-	-	-
27 1	1"	-	-	-
35 1-1/4	1-1/4"	-	-	-
41 1-1/2	1-1/2"	-	-	-
53 2	2"	-	-	-
63 2-1/2	2-1/2"	-	-	-
78 3	3"	-	-	-
103 4	4"	-	-	-

公称尺寸 Nominal Conduit Size (mm) (inch)	规格 Type	型 Part Number	每箱数量 Package /Box(Pcs)	每箱重量 Weight /Box(Kg)
5/16"	-	-	-	-
1/2"	S241-3/8	1000	21	
1/2"	-	-	-	-
9/16"	-	-	-	-
3/4"	-	-	-	-
1"	-	-	-	-
1-1/4"	-	-	-	-
1-1/2"	-	-	-	-
2"	-	-	-	-
2-1/2"	-	-	-	-
3"	-	-	-	-
4"	-	-	-	-

规格 Type	型 Part Number	每箱数量 Package /Box(Pcs)	每箱重量 Weight /Box(Kg)
5/16"	-	-	-
1/2"	S251-3/8	500	12.5
1/2"	S252-1/2	400	11.4
9/16"	-	-	-
3/4"	S253-3/4	300	11.4
1"	S254-1	200	10.6
1-1/4"	S255-1-1/4	160	14.2
1-1/2"	S256-1-1/2	120	14.5
2"	S257-2	80	13
2-1/2"	S258-2-1/2	24	9.1
3"	S259-3	15	7.4
4"	S2510-4	10	7.7

温度等级
Qualify range -50°C~+200°C
IP 等级
IP Rating IP 40
表面处理
Surface Finish 铬酸盐 (可依客户需求订制) Chromate,
other treatments are available by consult.
RoHS 符合/Yes
Reach 符合/Yes
认证
Certificate cULus (S211-3/8~S217-1-1/2)
UL (S218-2)

温度等级
Qualify range -50°C~+200°C
IP 等级
IP Rating IP 40
表面处理
Surface Finish 镀锌 (可依客户需求订制) Zinc plated,
other treatments are available by consult.
RoHS 符合/Yes
Reach 符合/Yes
认证
Certificate CE

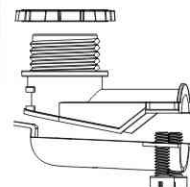
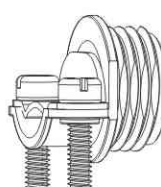
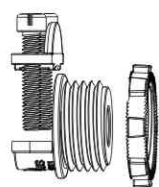
温度等级
Qualify range -50°C~+200°C
IP 等级
IP Rating IP 40
表面处理
Surface Finish 铬酸盐 (可依客户需求订制) Chromate,
other treatments are available by consult.
RoHS 符合/Yes
Reach 符合/Yes
认证
Certificate cULus (3/8" ~ 1")

温度等级
Qualify range -50°C~+200°C
IP 等级
IP Rating IP 40
表面处理
Surface Finish 铬酸盐 (可依客户需求订制) Chromate,
other treatments are available by consult.
RoHS 符合/Yes
Reach 符合/Yes
认证
Certificate UL (S231-3/8)
cULus (S232-1/2)

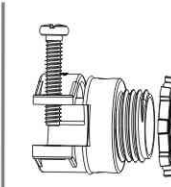
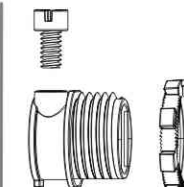
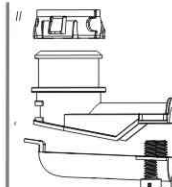
温度等级
Qualify range -50°C~+200°C
IP 等级
IP Rating IP 40
表面处理
Surface Finish 铬酸盐 (可依客户需求订制) Chromate,
other treatments are available by consult.
RoHS 符合/Yes
Reach 符合/Yes
认证
Certificate UL

温度等级
Qualify range -50°C~+200°C
IP 等级
IP Rating IP 40
表面处理
Surface Finish 铬酸盐 (可依客户需求订制) Chromate,
other treatments are available by consult.
RoHS 符合/Yes
Reach 符合/Yes
认证
Certificate CE

组合图
Exploded view



组合图
Exploded view



备注
Note

标准包装尺寸: 380*300*230
Standard Package Size: 380*300*230
S211-3/8为无挡板结构/without End Stop
每箱数量非最小订购量
Standard package is not the MOQ

标准包装尺寸: 380*300*230
Standard Package Size: 380*300*230
每箱数量非最小订购量
Standard package is not the MOQ

标准包装尺寸: 380*300*230
Standard Package Size: 380*300*230
每箱数量非最小订购量
Standard package is not the MOQ

备注
Note

Snap-In结构/Structure
标准包装尺寸: 380*300*230
Standard Package Size: 380*300*230
S231-3/8适配公称尺寸5/16和3/8软管
S231-3/8 fits for nominal conduit size
5/16 and 3/8

标准包装尺寸: 380*300*230
Standard Package Size: 380*300*230
每箱数量非最小订购量
Standard package is not the MOQ

标准包装尺寸: 380*300*230
Standard Package Size: 380*300*230
每箱数量非最小订购量
Standard package is not the MOQ

系列 S26
Series Code
特性 Screw In Coupling
Features 锌合金/Zinc Alloy
照片
Product Photo




No.: E256570

系列 S29
Series Code
特性 Two Screw Type
Features 锌合金/Zinc Alloy
照片
Product Photo




系列 S30
Series Code
特性 Screw In Type · 钢/Steel
照片
Product Photo




No.: E256570

系列 S31
Series Code
特性 Screw on Type
Features 尼龙+钢/Nylon and Steel
照片
Product Photo




No.: E256570

系列 S32
Series Code
特性 Screw on Type · 钢/Steel
照片
Product Photo




No.: E256570

系列 S34
Series Code
特性 Screw on Type · 钢/Steel
照片
Product Photo




No.: E256570

公称尺寸 Nominal Conduit Size (mm) (inch)	规格 Type	型 号 Part Number	每箱 数量 Package /Box(Pcs)	每箱 重量 Weight /Box(Kg)
- 5/16	5/16"	-		
12 3/8	3/8"	S261-3/8	1000	15
16 1/2	1/2"	S262-1/2	800	20.8
- 9/16	9/16"	-		
21 3/4	3/4"	S263-3/4	500	18
27 1	1"	S264-1	500	19.5
35 1-1/4	1-1/4"	S265-1-1/4	200	23
41 1-1/2	1-1/2"	-		
53 2	2"	-		
63 2-1/2	2-1/2"	-		
78 3	3"	-		
103 4	4"	-		

公称尺寸 Nominal Conduit Size (mm) (inch)	规格 Type	型 号 Part Number	每箱 数量 Package /Box(Pcs)	每箱 重量 Weight /Box(Kg)
5/16"	-	-		
3/8"	-	-		
1/2"	S292-1/2	300	16	
5/8"	S292-5/8	300	16	
3/4"	-	-		
1"	-	-		
1-1/4"	-	-		
1-1/2"	-	-		
2"	-	-		
2-1/2"	-	-		
3"	-	-		
4"	-	-		

公称尺寸 Nominal Conduit Size (mm) (inch)	规格 Type	型 号 Part Number	每箱 数量 Package /Box(Pcs)	每箱 重量 Weight /Box(Kg)
5/16"	-	-		
1/2"	S301-3/8	1200	11.8	
1/2"	-	-		
9/16"	-	-		
3/4"	-	-		
1"	-	-		
1-1/4"	-	-		
1-1/2"	-	-		
2"	-	-		
2-1/2"	-	-		
3"	-	-		
4"	-	-		

公称尺寸 Nominal Conduit Size (mm) (inch)	规格 Type	型 号 Part Number	每箱 数量 Package /Box(Pcs)	每箱 重量 Weight /Box(Kg)
- 5/16	5/16"	-		
12 3/8	1/2"	S311-3/8	1200	8.2
16 1/2	1/2"	-		
- 9/16	9/16"	-		
21 3/4	3/4"	-		
27 1	1"	-		
35 1-1/4	1-1/4"	-		
41 1-1/2	1-1/2"	-		
53 2	2"	-		
63 2-1/2	2-1/2"	-		
78 3	3"	-		
103 4	4"	-		

公称尺寸 Nominal Conduit Size (mm) (inch)	规格 Type	型 号 Part Number	每箱 数量 Package /Box(Pcs)	每箱 重量 Weight /Box(Kg)
5/16"	S3213-5/16	3000	4.5	
3/8"	-	-		
1/2"	-	-		
9/16"	-	-		
3/4"	-	-		
1"	-	-		
1-1/4"	-	-		
1-1/2"	-	-		
2"	-	-		
2-1/2"	-	-		
3"	-	-		
4"	-	-		

公称尺寸 Nominal Conduit Size (mm) (inch)	规格 Type	型 号 Part Number	每箱 数量 Package /Box(Pcs)	每箱 重量 Weight /Box(Kg)
1/4"	S3414-1/4	3000	16	
3/8"	S341-3/8	3000	16	
1/2"	-	-		
9/16"	-	-		
3/4"	-	-		
1"	-	-		
1-1/4"	-	-		
1-1/2"	-	-		
2"	-	-		
2-1/2"	-	-		
3"	-	-		
4"	-	-		

温度等级
Qualify range -50°C~+200°C
IP 等级
IP Rating IP 40
表面处理
Surface Finish 铬酸盐 (可依客户需求订制) Chromate,
other treatments are available by consult.
RoHS 符合/Yes
Reach 符合/Yes
认证
Certificate cULus

温度等级
Qualify range -50°C~+200°C
IP 等级
IP Rating IP 40
表面处理
Surface Finish 镀锌 (可依客户需求订制) Zinc plated,
other treatments are available by consult.
RoHS 符合/Yes
Reach 符合/Yes
认证
Certificate CE

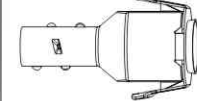
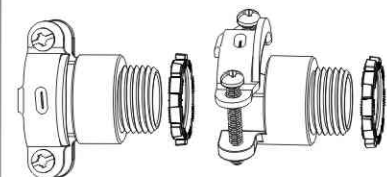
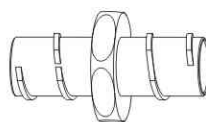
温度等级
Qualify range -50°C~+200°C
IP 等级
IP Rating IP 40
表面处理
Surface Finish 镀锌 (可依客户需求订制) Zinc plated,
other treatments are available by consult.
RoHS 符合/Yes
Reach 符合/Yes
认证
Certificate UL

温度等级
Qualify range -30°C~+105°C
IP 等级
IP Rating IP 40
表面处理
Surface Finish 镀锌 (可依客户需求订制) Zinc plated,
other treatments are available by consult.
RoHS 符合/Yes
Reach 符合/Yes
认证
Certificate UL

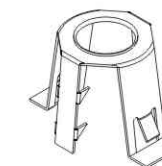
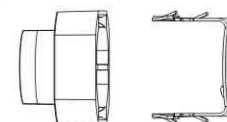
温度等级
Qualify range -50°C~+200°C
IP 等级
IP Rating IP 40
表面处理
Surface Finish 镀锌 (可依客户需求订制) Zinc plated,
other treatments are available by consult.
RoHS 符合/Yes
Reach 符合/Yes
认证
Certificate UL Recognized

温度等级
Qualify range -50°C~+200°C
IP 等级
IP Rating IP 40
表面处理
Surface Finish 镀锌 (可依客户需求订制) Zinc plated,
other treatments are available by consult.
RoHS 符合/Yes
Reach 符合/Yes
认证
Certificate UL Recognized (S341-3/8)

组合图
Exploded view



组合图
Exploded view



备注
Note

标准包装尺寸: 380*300*230
Standard Package Size: 380*300*230
每箱数量非最小订购量
Standard package is not the MOQ

标准包装尺寸: 380*300*230
Standard Package Size: 380*300*230
每箱数量非最小订购量
Standard package is not the MOQ

Snap-In结构/Structure
标准包装尺寸: 380*300*230
Standard Package Size: 380*300*230
每箱数量非最小订购量
Standard package is not the MOQ

备注
Note

标准包装尺寸: 380*300*230
Standard Package Size: 380*300*230
每箱数量非最小订购量
Standard package is not the MOQ

Snap-In结构/Structure
标准包装尺寸: 380*300*230
Standard Package Size: 380*300*230
每箱数量非最小订购量
Standard package is not the MOQ

标准包装尺寸: 380*300*230
Standard Package Size: 380*300*230
每箱数量非最小订购量
Standard package is not the MOQ

系列 S33
Series Code
特性 Screw on Type · 碳钢/Carbon Steel
Features
照片
Product Photo



S35
Box Spacer · 锌合金/Zinc Alloy



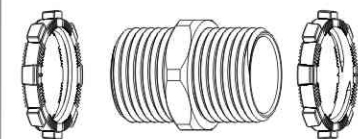
公称尺寸 Nominal Conduit Size (mm) (inch)	规格 Type	型号 Part Number	每箱数量 Package /Box(Pcs)	每箱重量 Weight /Box(Kg)
- 5/16	1/2"	S330-5/16	2500	16
12 3/8	1/2"	S331-3/8	2000	14
16 1/2	1/2"	-	-	-
- 5/8	9/16"	-	-	-
21 3/4	3/4"	-	-	-
27 1	1"	-	-	-
35 1-1/4	1-1/4"	-	-	-
41 1-1/2	1-1/2"	-	-	-
53 2	2"	-	-	-
63 2-1/2	2-1/2"	-	-	-
78 3	3"	-	-	-
103 4	4"	-	-	-

规格 Type	型号 Part Number	每箱数量 Package /Box(Pcs)	每箱重量 Weight /Box(Kg)
5/16"	-	-	-
3/8"	-	-	-
1/2"	S352-1/2	400	13.4
9/16"	-	-	-
3/4"	-	-	-
1"	-	-	-
1-1/4"	-	-	-
1-1/2"	-	-	-
2"	-	-	-
2-1/2"	-	-	-
3"	-	-	-
4"	-	-	-

温度等级
Qualify range -50°C~+300°C
IP 等级
IP Rating IP 40
表面处理
Surface Finish 镀锌 (可依客户需求订制) Zinc plated,
other treatments are available by consult.
RoHS 符合/Yes
Reach 符合/Yes
认证
Certificate UL Recognized (S330-5/16)
cULus (S331-3/8) (E466706)

-50°C~+200°C
IP 40
铬酸盐 (可依客户需求订制) Chromate,
other treatments are available by consult.
符合/Yes
符合/Yes
UL

组合图
Exploded view



备注
Note 标准包装尺寸: 380*300*230
Standard Package Size: 380*300*230
每箱数量非最小订购量
Standard package is not the MOQ

标准包装尺寸: 380*300*230
Standard Package Size: 380*300*230
每箱数量非最小订购量
Standard package is not the MOQ

系列 N16
Series Code
特性 液密型塑胶软管接头 · 尼龙
Screw In Type · Nylon
Features
照片
Product Photo



CPPE02
剪开式 · 塑胶牙圈 · PP
Incision Type · Plastic Bushing



1/4" 软管塑胶保护套
剪开式 · 塑胶护套 · 尼龙
Incision Type · Plastic Bushing · Nylon



公称尺寸 Nominal Conduit Size (mm) (inch)	规格 Type	型号 Part Number	每箱数量 Package /Box(Pcs)	每箱重量 Weight /Box(Kg)
- 1/4	1/4"	-	-	-
12 3/8	3/8"	N161-3/8	800	-
16 1/2	1/2"	-	-	-
- 9/16	9/16"	-	-	-
21 3/4	3/4"	-	-	-
27 1	1"	-	-	-
35 1-1/4	1-1/4"	-	-	-
41 1-1/2	1-1/2"	-	-	-
53 2	2"	-	-	-
63 2-1/2	2-1/2"	-	-	-
78 3	3"	-	-	-
103 4	4"	-	-	-

规格 Type	型号 Part Number	每箱数量 Package /Box(Pcs)	每箱重量 Weight /Box(Kg)
1/4"	CPPE02-1/4	6000	4
3/8"	CPPE02-3/8	3000	2.7
1/2"	CPPE02-1/2	2000	3.2
9/16"	-	-	-
3/4"	CPPE02-3/4	1000	2.6
1"	CPPE02-1	200	2.7
1-1/4"	CPPE02-1-1/4	320	2.8
1-1/2"	CPPE02-1-1/2	280	2.8
2"	CPPE02-2	120	2.2
2-1/2"	-	-	-
3"	-	-	-
4"	-	-	-

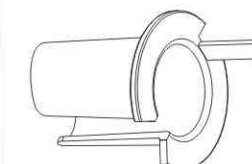
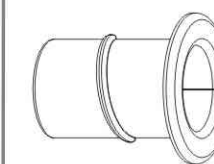
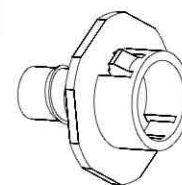
规格 Type	型号 Part Number	每箱数量 Package /Box(Pcs)	每箱重量 Weight /Box(Kg)
1/4"	3001508	6000	-
3/8"	-	-	-
1/2"	-	-	-
9/16"	-	-	-
3/4"	-	-	-
1"	-	-	-
1-1/4"	-	-	-
1-1/2"	-	-	-
2"	-	-	-
2-1/2"	-	-	-
3"	-	-	-
4"	-	-	-

温度等级
Qualify range -20°C~+105°C
材质
Material 尼龙
Nylon
颜色
Jacket Color 黑色
Black
阻燃
Fire Retardant UI94 V-0,UL94 V-2
RoHS 符合/Yes

-5°C~+90°C
PP
黑色 (标准色), 其他颜色可洽询订制
Black, other colors are available by consult.
自熄
Self-extinguishing
符合/Yes

-40°C~+120°C
尼龙 (PP、PE、PVC可订制)
Nylon (PP、PE、PVC by consult)
红色 (标准色)
Red(Standard)
自熄
Self-extinguishing
符合/Yes

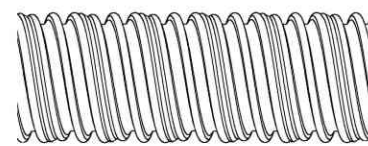
组合图
Exploded view



备注
Note 标准包装尺寸: 380*300*230
Standard Package Size: 380*300*230
每箱数量非最小订购量
Standard package is not the MOQ

标准包装尺寸: 380*300*230
Standard Package Size: 380*300*230
每箱数量非最小订购量
Standard package is not the MOQ

标准包装尺寸: 380*300*230
Standard Package Size: 380*300*230
每箱数量非最小订购量
Standard package is not the MOQ



剖面图/Profile

双扣型/Interlock
镀锌钢
Galvanized Steel

产品介绍/Product Introduction


芝加哥金属可挠管，PFMT系列，由符合RoHS 环保法规且抗腐蚀的镀锌钢带以双扣形式卷绕制成，紧密的双扣结构使可挠管在无塑胶披覆条件下，达到气密、液密的保护作用，且重量仅为金属软管(FMC)的60%，还可提供定向安装的功能。装设于天花板上通风管道空间内或架高地板内的设备或装置，可采用此系列气密型金属可挠管并搭配密封型接头保护电气线路，它与设备或装置形成整体气密的条件，可防止活动空间内的空调外泄，提升能源效益。

另外，在电气线路故障引起的火灾意外中，可有效地阻隔电线外被燃烧时产生的有毒气体逸散至环境中；在消防洒水系统启动时，又可防止水气进入管内，避免灾情扩大，提高用电安全。适用于保护电压小于1KV的电路，例如：室内的照明设备，其他设备或配电系统的线路保护。

PFMT series is wound with interlock profile by using RoHS compliant galvanized steel strip with advanced zinc plated against corrosion. The tight interlock profile offers feature of airtight and liquid tight without plastic jacket but light weight – only 60% of metal flexible conduit.

The interlock structure also allows to bend and stay put. The plenum rated airtight metal pliable conduit is recommended to be wire protection for those devices, equipment or cabling system located in the plenum space above the drop-ceiling or under raised floor.

To assemble with seal type of fitting and install to airtight devices or equipment form an air seal system. It prevents air condition from leakage to promote the energy efficiency. In case of electrical fire, the airtight system block the smoke and toxic gases produced by the combustion of wire jacket not to escape to environment. When the fire sprinkler activate, the feature of liquid tight obstruct water to penetrate to the raceway and control the scale of disaster further to enhance electrical safety. Plenum rated Airtight Metal Pliable Conduit is applicable for the circuits lower than 1000 volts, for example, lighting fixture and other equipment or wiring system.



- ✦ 温度等级：-50°C ~+350°C
Qualify range: -50°C ~+350°C
- ✦ 材质：镀锌钢
Material: Galvanized Steel
- ✦ 可挠性：中级
Flexibility: Medium
- ✦ RoHS：符合
RoHS: Yes
- ✦ IP等级：IP 66
IP Rating: IP 66
- ✦ 认证：CE
Certificate: CE

产品规格/Product Specification

型号 Type	英寸 Inch(")	内径/I.D. (mm)	外径/O.D. (mm)	弯曲半径(mm) Bending Radius	每卷长度 Roll(ft/m)	搭配接头型号 Fittings
PFMT-3/8	3/8(12)	12.29~12.80	14.22~16.87	255	100/30.5	S271
PFMT-1/2	1/2(16)	15.75~16.26	18.80~20.32	318	100/30.5	S272
PFMT-3/4	3/4(21)	20.83~21.34	23.88~25.40	445	100/30.5	S273

系列 S27
Series Code
特性 180度·锌合金
Features Straight Type, Male Threaded, Zinc Alloy
照片
Product Photo

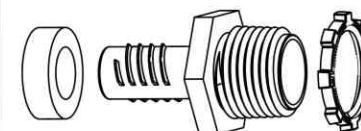


No.: E508301

公称尺寸 Nominal Conduit Size (mm) (inch)	螺纹 NPT Thread	型号 Part Number	每箱数量 Package /Box(Pcs)	每箱重量 Weight /Box(Kg)
12 3/8	1/2"	S271-3/8	800	19.2
16 1/2	1/2"	S272-1/2	800	21.8
21 3/4	3/4"	S273-3/4	500	29.3
27 1	-	-	-	-
35 1-1/4	-	-	-	-
41 1-1/2	-	-	-	-
53 2	-	-	-	-
63 2-1/2	-	-	-	-
78 3	-	-	-	-
103 4	-	-	-	-

- 温度等级
Qualify range -50°C~+200°C
- IP等级
IP Rating IP 66
- 表面处理
Surface Finish 镀锌(可依客户需求订制)
Zinc plated, other treatments are available by consult.
- RoHS
Reach 符合/Yes
- 认证
Certificate UL (3/8" & 1/2")

组合图
Exploded view



备注
Note

标准包装尺寸: 380*300*230
Standard Package Size: 380*300*230
每箱数量非最小订购量
Standard package is not the MOQ



基本型/ 加拿大认证/ 高低极温/ 低烟无卤 ※
UL Listed/ cULus Listed / Hi-Low Temperature/ LSZH ※
镀锌钢/Galvanized Steel ※
尺寸/Size: 3/8"~4" ※
RoHS Compliant ※
Reach:符合/Yes ※
IP 66 ※



UL认证编号/Certificate No.: E318661




3/8"~1-1/4" · 单扣型 · 含接地嵌线
3/8"~1-1/4", Square-lock, with bonding strip



1-1/2"~4" · 双扣型
1-1/2"~4", Interlocked



✘危险环境分类/Hazardous Classification:
※NEC Article 501.10 (B) (2) & 501.30 (B) Class I Div. 2
※NEC Article 502.10 (A) (2) & 502.30 (B) Class II Div. 1; 502.10 (B) (2) Class II Div. 2
※NEC Article 503.10 (A) (2) & 503.30 (B) Class III Div. 1; 503.10 (A) (2) Class III Div. 2




✘产品规格/Product Specification

型号 Type	英寸 Inch (")	内径 I.D. (mm)	护套外径 O.D. (mm)	弯曲半径 Bending Radius(mm)	每卷长度 Package/ Roll(ft/m)	包装尺寸 Measurement (LxWxH mm)
P12551775G1F1	PULTG1-3/8	3/8	12.29~12.80	17.50~18.00	60.8	100/30.5 440X440X140
P16062105G1F1	PULTG1-1/2	1/2	15.80~16.31	20.80~21.30	92.55	100/30.5 440X440X160
P21092595G1F1	PULTG1-3/4	3/4	20.83~21.34	25.20~26.70	117.95	100/30.5 500X500X180
P26763310G1F1	PULTG1-1	1	26.44~27.08	32.80~33.40	175.1	100/30.5 600X600X300
P35434180G1F1	PULTG1-1-1/4	1-1/4	35.05~35.81	41.40~42.20	213.2	50/15.3 750X750X130
P40334805G2F1	PULTG2-1-1/2	1-1/2	40.01~40.64	47.40~48.30	238.6	50/15.3 750X750X250
P51635985G2F1	PULTG2-2	2	51.31~51.94	59.40~60.30	292.6	25/7.6 900X900X120
P63317255G2F1	PULTG2-2-1/2	2-1/2	62.99~63.63	72.10~73.00	381.3	25/7.6 1000X1000X150
P78368840G2F1	PULTG2-3	3	77.98~78.74	87.90~88.90	454.5	25/7.6 1100X1100X180
P894110110G2F1	PULTG2-3-1/2	3-1/2	88.90~89.92	100.60~101.60	518.0	25/7.6 1125X1125X230
P1021111380G2F1	PULTG2-4	4	101.60~102.62	113.30~114.30	619.6	25/7.6 1125X1125X230

✘PULTG/PCULTG

基本型 · 镀锌钢 · PVC(灰/黑)
UL Listed, Galvanized Steel, PVC Jacket (Grey/Black)




※温度等级/Qualify range:
UL 105°C干(Dry) · 60°C湿(Wet) · 70°C油(Oil)
cULus 80°C干(Dry) · 60°C湿(Wet) · 70°C油(Oil)
60°C干(Dry) · 60°C湿(Wet) · 60°C油(Oil) (for cUL)

适用于电线布线需有UL认证要求的场所, 包含一般商用建筑、工业厂房、发电厂、造船厂、船舶和电脑机房...等等, 或暴露于室外, 或直埋于地下, 用于保护小于600伏特的电路。

Applicable for the protection of circuit with 600 volts or lower in locations where UL certificate is required, including commercial buildings, industrial/power plant, shipyards, marine or boat, computer rooms and etc.

✘PHLTG

高低极温 · 镀锌钢 · PVC(灰)
Hi-Low Temperature, Galvanized Steel, PVC Jacket (Grey)



※温度等级/Qualify range:
UL -55°C~+105°C干(Dry) · 60°C湿(Wet) · 70°C油(Oil)(for UL)
cULus -50°C~+105°C干(Dry) · 60°C湿(Wet) · 75°C油(Oil) (for cUL)

适用于高温、低温或温差较大且要求有cULus认证的环境, 保护小于600伏特的电路。应用场所如: 制冷系统、炼钢厂、极地或沙漠周边区域中的布线系统等。

Applicable for the protection of circuit with 600 volts or lower in locations where cULus certificate is required and in high or low temperature of having large temperature differences, such as refrigeration system, steelworks, wiring system in places close to polar region or desert and etc.

✘PNKLTG

低烟无卤 · 镀锌钢 · LSZH(黑)
Low Smoke Zero Halogen, Galvanized Steel, LSZH Jacket (Black)



※温度等级/Qualify range:
CE -30°C~+80°C

低烟无卤特性于燃烧状况发生时, 可延缓燃烧扩散, 且低毒性, 低烟产出, 适用于室内或封闭型空间。如: 地铁、隧道、医院、无尘室...等等。

The feature of low smoke and zero halogen is efficient to delay fire expansion when having combustion. Low toxicity and low smoke offer the benefit for the Liquid Tight Metal Flexible Conduit to be used in indoor or closed spaces. It is also the most ideal solution for other indoor or outdoor environments with severe conditions, such as subways, tunnels, hospital, clean room and etc.



系列 S50
Series Code
特性 180度盒接头组 · 防水 · 锌合金
Features Straight Type · Water Seal · Zinc Alloy
照片
Product Photo

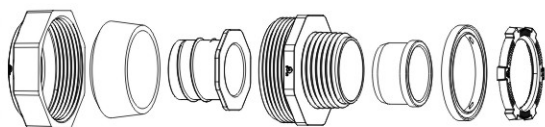


No.: E256570

公称尺寸 Nominal Conduit Size (mm) (inch)	螺纹 NPT Thread	型号 Part Number	每箱数量 Package /Box(Pcs)	每箱重量 Weight /Box(Kg)
12 3/8	1/2"	S501-3/8	300	22.5
16 1/2	1/2"	S502-1/2	400	22
21 3/4	3/4"	S503-3/4	240	19.7
27 1	1"	S504-1	160	20.2
35 1-1/4	1-1/4"	S505-1-1/4	80	18.6
41 1-1/2	1-1/2"	S506-1-1/2	60	16.6
53 2	2"	S507-2	50	18
63 2-1/2	2-1/2"	S508-2-1/2	25	16
78 3	3"	S509-3	12	12
103 4	4"	S5010-4	10	17.2

温度等级
Qualify range -20°C~+90°C
IP 等级
IP Rating IP 66
表面处理
Surface Finish 铬酸盐 (可依客户需求订制)
Chromate, other treatments are available by consult.
RoHS 符合/Yes
Reach 符合/Yes
认证
Certificate cULus

组合图
Exploded view



备注
Note 标准包装尺寸: 380*300*230
Standard Package Size: 380*300*230
每箱数量非最小订购量
Standard package is not the MOQ

系列 S51
Series Code
特性 180度EMT内螺牙接头 · 防水 · 锌合金 · Zinc Alloy
Features Straight Inner Threaded Connector · Water Seal



No.: E256570

公称尺寸 Nominal Conduit Size (mm) (inch)	螺纹 NPT Thread	型号 Part Number	每箱数量 Package /Box(Pcs)	每箱重量 Weight /Box(Kg)
12 3/8	1/2"	S511-3/8	500	18.5
16 1/2	1/2"	S512-1/2	500	19.5
21 3/4	3/4"	S513-3/4	240	17.8
27 1	1"	S514-1	160	18.6
35 1-1/4	1-1/4"	S515-1-1/4	80	15.4
41 1-1/2	1-1/2"	S516-1-1/2	60	13.6
53 2	2"	S517-2	50	18
63 2-1/2	-	-	-	-
78 3	-	-	-	-
103 4	-	-	-	-

温度等级
Qualify range -20°C~+90°C
IP 等级
IP Rating IP 66
表面处理
Surface Finish 铬酸盐 (可依客户需求订制)
Chromate, other treatments are available by consult.
RoHS 符合/Yes
Reach 符合/Yes
认证
Certificate cULus

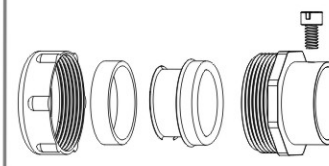
系列 S52
Series Code
特性 180度EMT螺固接头 · 锌合金
Features Straight EMT Connector · Zinc Alloy
照片
Product Photo



公称尺寸 Nominal Conduit Size (mm) (inch)	规格 Type	型号 Part Number	每箱数量 Package /Box(Pcs)	每箱重量 Weight /Box(Kg)
12 3/8	1/2"	S521-3/8	300	17.8
16 1/2	1/2"	S522-1/2	300	18.4
21 3/4	3/4"	S523-3/4	240	19
27 1	1"	S524-1	160	18.6
35 1-1/4	1-1/4"	S525-1-1/4	80	15.4
41 1-1/2	1-1/2"	S526-1-1/2	60	15.4
53 2	2"	S527-2	50	19
63 2-1/2	2-1/2"	S528-2-1/2	25	15.5
78 3	3"	S529-3	12	10.2
103 4	4"	S5210-4	10	15

温度等级
Qualify range -20°C~+90°C
IP 等级
IP Rating IP 40
表面处理
Surface Finish 铬酸盐 (可依客户需求订制)
Chromate, other treatments are available by consult.
RoHS 符合/Yes
Reach 符合/Yes
认证
Certificate CE

组合图
Exploded view



备注
Note 标准包装尺寸: 380*300*230
Standard Package Size: 380*300*230
每箱数量非最小订购量
Standard package is not the MOQ

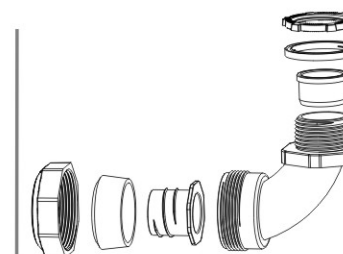
系列 S53
Series Code
特性 90度盒接头 · 防水 · 锌合金
Features 90 Degree Elbow · Water Seal · Zinc Alloy
照片
Product Photo



No.: E256570

公称尺寸 Nominal Conduit Size (mm) (inch)	螺纹 NPT Thread	型号 Part Number	每箱数量 Package /Box(Pcs)	每箱重量 Weight /Box(Kg)
12 3/8	1/2"	S531-3/8	200	16.2
16 1/2	1/2"	S532-1/2	200	17.2
21 3/4	3/4"	S533-3/4	160	18.6
27 1	1"	S534-1	100	19
35 1-1/4	1-1/4"	S535-1-1/4	39	12.7
41 1-1/2	1-1/2"	S536-1-1/2	30	12.7
53 2	2"	S537-2	16	9
63 2-1/2	2-1/2"	S538-2-1/2	12	12.6
78 3	3"	S539-3	8	12.2
103 4	4"	S5310-4	4	9.4

温度等级
Qualify range -20°C~+90°C
IP 等级
IP Rating IP 66
表面处理
Surface Finish 铬酸盐 (可依客户需求订制)
Chromate, other treatments are available by consult.
RoHS 符合/Yes
Reach 符合/Yes
认证
Certificate cULus



备注
Note 标准包装尺寸: 380*300*230
Standard Package Size: 380*300*230
每箱数量非最小订购量
Standard package is not the MOQ



UL 1203 (File No.: E490826)

产品说明/Description

隔爆防尘型防爆软管组整体结构密封不泄露，通过UL及ATEX / IECEx防爆标准的测试取得认证，管身柔软耐弯折，且耐压防爆，同时具备减震功能，适用于短距离，空间狭窄或长期震动部位的电气线路保护，为安装于危险环境或具有潜在爆炸风险场所中的电气设备提供坚强，高安全性的保护，共同维护高风险环境中的设施安全，大幅降低意外损失。

隔爆防尘型防爆软管组为不锈钢材质；考虑安装需求，两端接头有内牙与外牙两种型式可供选择搭配。适用于含有易爆气体或粉尘的环境中，例如：石化厂、炼油厂、海上钻井平台、气体生产工厂、化学工厂、谷物研磨工厂和加油/加气站...等等。

Flameproof type explosion proof flexible coupling is certified with explosion proof standard, UL and ATEX / IECEx. Whole assembly is made by stainless steel with compact and sealing structure providing strong and high-safety protection for electrical equipment used in hazardous environment or the places existing potential risk of explosion. Two end connectors can be switched between male and female thread type depending on installation requirement.

Flameproof type explosion proof flexible coupling is highly flexible to resist bending and explosion pressure meanwhile good to absorb vibration. Suitable to protect the electrical circuit in short distance or at narrow space and the location existing long term vibration. Maintaining safety of facilities in high risk environment and reduce unexpected loss.

Flameproof type explosion proof flexible coupling is especially applied for the environment containing explosive gas, dust or flyings, for example, refinery, offshore oil platform, gas plant, petrochemical plant, chemical plant, grain mill, gas station and etc.

认证: cULus (E490826)、IECEX (IECEX 19.0050U)、ATEX (19 ATEX 2221U)
UL 1203 防爆管由福莱斯伯生产，是亚洲第一家制造商。
另有铜材质的结构供选择。

Certificate: cULus (E490826)、IECEX (IECEX 19.0050U)、ATEX (19 ATEX 2221U)
(Remark) In Asia, Flexible Technology Co, LTD is the first manufacturer of UL listed explosion-proof flexible coupling.
Brass construction is another option.

UL 1203
Size: 1/2", 3/4"
-Class I, Division 1, Groups A, B, C, D
-Class II, Division 1, Groups E, F, G
-Class III

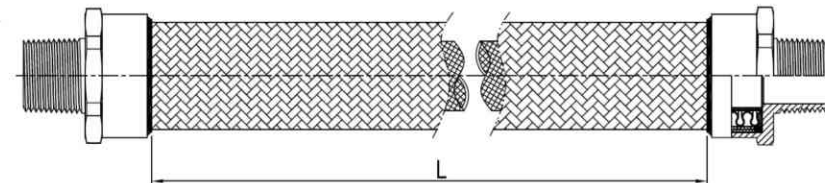
IEC 60079
Size: 1/2" ~ 4"
Ex db II C Gb
Ex tb III C Db

Size: 1", 1-1/4", 1-1/2", 2"
-Class I, Division 1, Groups C, D
-Class II, Division 1, Groups E, F, G
-Class III

ATEX
Size: 1/2" ~ 4"
Ex II 2G Ex db II C Gb
Ex II 2D Ex tb III C Db



产品系列/Series Code: KF--GJH-M



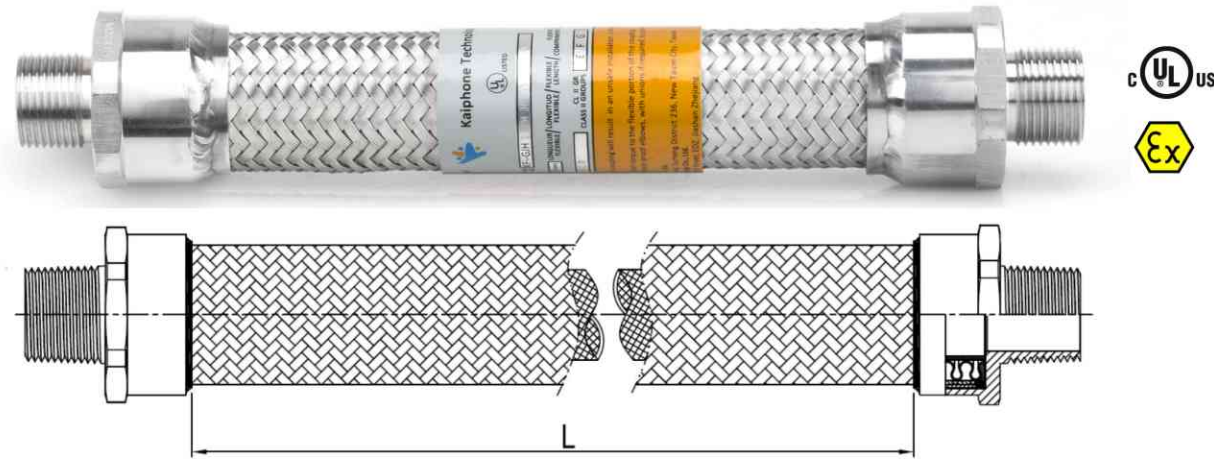
- 尺寸/Size: 1/2"~2"
- RoHS: 符合/Yes
- Reach: 符合/Yes
- 接头螺牙/Thread: NPT / M
- 防水、防尘、耐腐蚀
Liquid tight & dust proof

- 不锈钢材质，两端接头外螺纹型式/Stainless Steel, Two Male Fitting
- 耐压强度/Compression Strength: Max. 2000 psi (1/2", 3/4"), Max. 1200 psi (1"~2")
- 认证/Certificate: cULus (E490826)、IECEX (IECEX 19.0050U)、ATEX (19 ATEX 2221U)

产品规格/Product Specification

软管长度 Flex. Length (Inch)	螺牙 Thread	软管尺寸Nominal Size (inch) 弯曲半径Bending Radius (mm) 产品型号Part Number					
		1/2" 254mm	3/4" 305mm	1" 356mm	1-1/4" 406mm	1-1/2" 406mm	2" 406mm
4	M	KF-GJH1M411	KF-GJH2M411	-	-	-	-
	NPT	KF-GJH1M421	KF-GJH2M421	-	-	-	-
6	M	KF-GJH1M611	KF-GJH2M611	KF-GJH3M611	-	-	-
	NPT	KF-GJH1M621	KF-GJH2M621	KF-GJH3M621	-	-	-
8	M	KF-GJH1M811	KF-GJH2M811	KF-GJH3M811	-	-	-
	NPT	KF-GJH1M821	KF-GJH2M821	KF-GJH3M821	-	-	-
10	M	KF-GJH1M1011	KF-GJH2M1011	KF-GJH3M1011	-	-	-
	NPT	KF-GJH1M1021	KF-GJH2M1021	KF-GJH3M1021	-	-	-
12	M	KF-GJH1M1211	KF-GJH2M1211	KF-GJH3M1211	KF-GJH4M1211	KF-GJH5M1211	KF-GJH6M1211
	NPT	KF-GJH1M1221	KF-GJH2M1221	KF-GJH3M1221	KF-GJH4M1221	KF-GJH5M1221	KF-GJH6M1221
15	M	KF-GJH1M1511	KF-GJH2M1511	KF-GJH3M1511	KF-GJH4M1511	KF-GJH5M1511	KF-GJH6M1511
	NPT	KF-GJH1M1521	KF-GJH2M1521	KF-GJH3M1521	KF-GJH4M1521	KF-GJH5M1521	KF-GJH6M1521
18	M	KF-GJH1M1811	KF-GJH2M1811	KF-GJH3M1811	KF-GJH4M1811	KF-GJH5M1811	KF-GJH6M1811
	NPT	KF-GJH1M1821	KF-GJH2M1821	KF-GJH3M1821	KF-GJH4M1821	KF-GJH5M1821	KF-GJH6M1821
21	M	KF-GJH1M2111	KF-GJH2M2111	KF-GJH3M2111	KF-GJH4M2111	KF-GJH5M2111	KF-GJH6M2111
	NPT	KF-GJH1M2121	KF-GJH2M2121	KF-GJH3M2121	KF-GJH4M2121	KF-GJH5M2121	KF-GJH6M2121
24	M	KF-GJH1M2411	KF-GJH2M2411	KF-GJH3M2411	KF-GJH4M2411	KF-GJH5M2411	KF-GJH6M2411
	NPT	KF-GJH1M2421	KF-GJH2M2421	KF-GJH3M2421	KF-GJH4M2421	KF-GJH5M2421	KF-GJH6M2421
27	M	KF-GJH1M2711	KF-GJH2M2711	KF-GJH3M2711	KF-GJH4M2711	KF-GJH5M2711	KF-GJH6M2711
	NPT	KF-GJH1M2721	KF-GJH2M2721	KF-GJH3M2721	KF-GJH4M2721	KF-GJH5M2721	KF-GJH6M2721
30	M	KF-GJH1M3011	KF-GJH2M3011	KF-GJH3M3011	KF-GJH4M3011	KF-GJH5M3011	KF-GJH6M3011
	NPT	KF-GJH1M3021	KF-GJH2M3021	KF-GJH3M3021	KF-GJH4M3021	KF-GJH5M3021	KF-GJH6M3021
33	M	KF-GJH1M3311	KF-GJH2M3311	KF-GJH3M3311	KF-GJH4M3311	KF-GJH5M3311	KF-GJH6M3311
	NPT	KF-GJH1M3321	KF-GJH2M3321	KF-GJH3M3321	KF-GJH4M3321	KF-GJH5M3321	KF-GJH6M3321
36	M	KF-GJH1M3611	KF-GJH2M3611	KF-GJH3M3611	KF-GJH4M3611	KF-GJH5M3611	KF-GJH6M3611
	NPT	KF-GJH1M3621	KF-GJH2M3621	KF-GJH3M3621	KF-GJH4M3621	KF-GJH5M3621	KF-GJH6M3621

产品系列/Series Code: KF--GJH-M




- 尺寸/Size: 2-1/2"~4"
- 接头螺牙/Thread: NPT / M
- 防水、防尘、耐腐蚀/Liquid tight & dust proof
- 不锈钢材质, 两端接头外螺纹型式/Stainless Steel, Two Male Fitting
- 耐压强度/Compression Strength: Max. 512 psi (2-1/2"~ 4")
- 认证/Certificate: IECEx (IECEx 19.0050U)、ATEX (19 ATEX 2221U)

产品规格/Product Specification

软管长度 Flex. Length (Inch)	螺牙 Thread	软管尺寸Nominal Size (inch) 弯曲半径Bending Radius (mm) 产品型号Part Number			
		2-1/2"	3a"	3b"	4"
		406mm	458mm	550mm	762mm
18	M	KF-GJH7M1811	KF-GJH8aM1811	KF-GJH8bM1811	KF-GJH9M1811
	NPT	KF-GJH7M1821	KF-GJH8aM1821	KF-GJH8bM1821	KF-GJH9M1821
21	M	KF-GJH7M2111	KF-GJH8aM2111	KF-GJH8bM2111	KF-GJH9M2111
	NPT	KF-GJH7M2121	KF-GJH8aM2121	KF-GJH8bM2121	KF-GJH9M2121
24	M	KF-GJH7M2411	KF-GJH8aM2411	KF-GJH8bM2411	KF-GJH9M2411
	NPT	KF-GJH7M2421	KF-GJH8aM2421	KF-GJH8bM2421	KF-GJH9M2421
27	M	KF-GJH7M2711	KF-GJH8aM2711	KF-GJH8bM2711	KF-GJH9M2711
	NPT	KF-GJH7M2721	KF-GJH8aM2721	KF-GJH8bM2721	KF-GJH9M2721
30	M	KF-GJH7M3011	KF-GJH8aM3011	KF-GJH8bM3011	KF-GJH9M3011
	NPT	KF-GJH7M3021	KF-GJH8aM3021	KF-GJH8bM3021	KF-GJH9M3021
33	M	KF-GJH7M3311	KF-GJH8aM3311	KF-GJH8bM3311	KF-GJH9M3311
	NPT	KF-GJH7M3321	KF-GJH8aM3321	KF-GJH8bM3321	KF-GJH9M3321
36	M	KF-GJH7M3611	KF-GJH8aM3611	KF-GJH8bM3611	KF-GJH9M3611
	NPT	KF-GJH7M3621	KF-GJH8aM3621	KF-GJH8bM3621	KF-GJH9M3621

产品系列/Series Code: KF--GJH-F



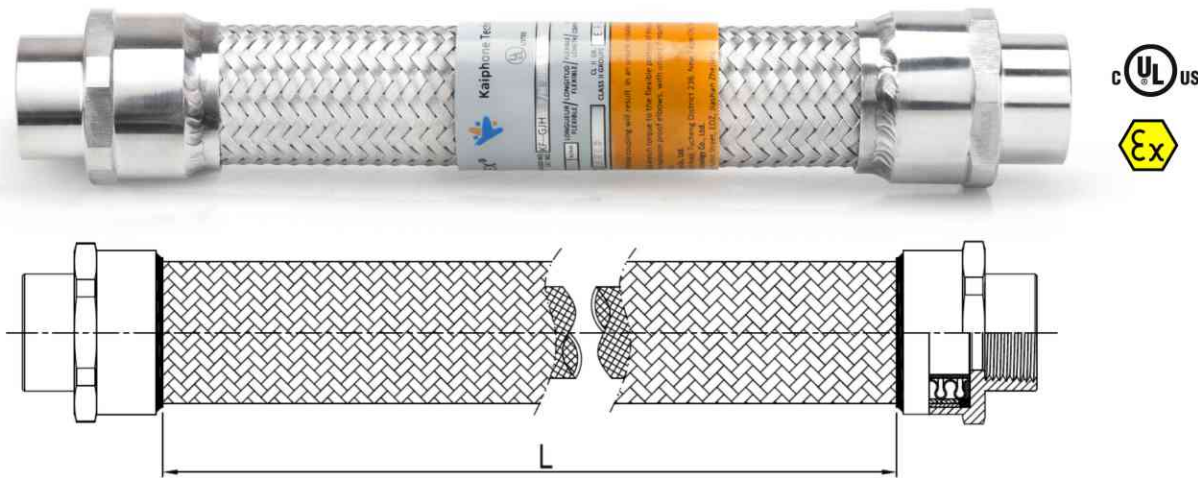
- 尺寸/Size: 1/2"~2"
- RoHS: 符合/Yes
- Reach: 符合/Yes
- 接头螺牙/Thread: NPT / M
- 防水、防尘、耐腐蚀
Liquid tight & dust proof

- 不锈钢材质, 两端接头内螺纹型式/Stainless Steel, Two Female Fitting
- 耐压强度/Compression Strength: Max. 2000 psi (1/2", 3/4"), Max. 1200 psi (1"~2")
- 认证/Certificate: cULus (E490826)、IECEx (IECEx 19.0050U)、ATEX (19 ATEX 2221U)

产品规格/Product Specification

软管长度 Flex. Length (Inch)	螺牙 Thread	软管尺寸Nominal Size (inch) 弯曲半径Bending Radius (mm) 产品型号Part Number					
		1/2"	3/4"	1"	1-1/4"	1-1/2"	2"
		254mm	305mm	356mm	406mm	406mm	406mm
4	M	KF-GJH1F411	KF-GJH2F411	-	-	-	-
	NPT	KF-GJH1F421	KF-GJH2F421	-	-	-	-
6	M	KF-GJH1F611	KF-GJH2F611	KF-GJH3F611	-	-	-
	NPT	KF-GJH1F621	KF-GJH2F621	KF-GJH3F621	-	-	-
8	M	KF-GJH1F811	KF-GJH2F811	KF-GJH3F811	-	-	-
	NPT	KF-GJH1F821	KF-GJH2F821	KF-GJH3F821	-	-	-
10	M	KF-GJH1F1011	KF-GJH2F1011	KF-GJH3F1011	-	-	-
	NPT	KF-GJH1F1021	KF-GJH2F1021	KF-GJH3F1021	-	-	-
12	M	KF-GJH1F1211	KF-GJH2F1211	KF-GJH3F1211	KF-GJH4F1211	KF-GJH5F1211	KF-GJH6F1211
	NPT	KF-GJH1F1221	KF-GJH2F1221	KF-GJH3F1221	KF-GJH4F1221	KF-GJH5F1221	KF-GJH6F1221
15	M	KF-GJH1F1511	KF-GJH2F1511	KF-GJH3F1511	KF-GJH4F1511	KF-GJH5F1511	KF-GJH6F1511
	NPT	KF-GJH1F1521	KF-GJH2F1521	KF-GJH3F1521	KF-GJH4F1521	KF-GJH5F1521	KF-GJH6F1521
18	M	KF-GJH1F1811	KF-GJH2F1811	KF-GJH3F1811	KF-GJH4F1811	KF-GJH5F1811	KF-GJH6F1811
	NPT	KF-GJH1F1821	KF-GJH2F1821	KF-GJH3F1821	KF-GJH4F1821	KF-GJH5F1821	KF-GJH6F1821
21	M	KF-GJH1F2111	KF-GJH2F2111	KF-GJH3F2111	KF-GJH4F2111	KF-GJH5F2111	KF-GJH6F2111
	NPT	KF-GJH1F2121	KF-GJH2F2121	KF-GJH3F2121	KF-GJH4F2121	KF-GJH5F2121	KF-GJH6F2121
24	M	KF-GJH1F2411	KF-GJH2F2411	KF-GJH3F2411	KF-GJH4F2411	KF-GJH5F2411	KF-GJH6F2411
	NPT	KF-GJH1F2421	KF-GJH2F2421	KF-GJH3F2421	KF-GJH4F2421	KF-GJH5F2421	KF-GJH6F2421
27	M	KF-GJH1F2711	KF-GJH2F2711	KF-GJH3F2711	KF-GJH4F2711	KF-GJH5F2711	KF-GJH6F2711
	NPT	KF-GJH1F2721	KF-GJH2F2721	KF-GJH3F2721	KF-GJH4F2721	KF-GJH5F2721	KF-GJH6F2721
30	M	KF-GJH1F3011	KF-GJH2F3011	KF-GJH3F3011	KF-GJH4F3011	KF-GJH5F3011	KF-GJH6F3011
	NPT	KF-GJH1F3021	KF-GJH2F3021	KF-GJH3F3021	KF-GJH4F3021	KF-GJH5F3021	KF-GJH6F3021
33	M	KF-GJH1F3311	KF-GJH2F3311	KF-GJH3F3311	KF-GJH4F3311	KF-GJH5F3311	KF-GJH6F3311
	NPT	KF-GJH1F3321	KF-GJH2F3321	KF-GJH3F3321	KF-GJH4F3321	KF-GJH5F3321	KF-GJH6F3321
36	M	KF-GJH1F3611	KF-GJH2F3611	KF-GJH3F3611	KF-GJH4F3611	KF-GJH5F3611	KF-GJH6F3611
	NPT	KF-GJH1F3621	KF-GJH2F3621	KF-GJH3F3621	KF-GJH4F3621	KF-GJH5F3621	KF-GJH6F3621

产品系列/Series Code: KF--GJH-F

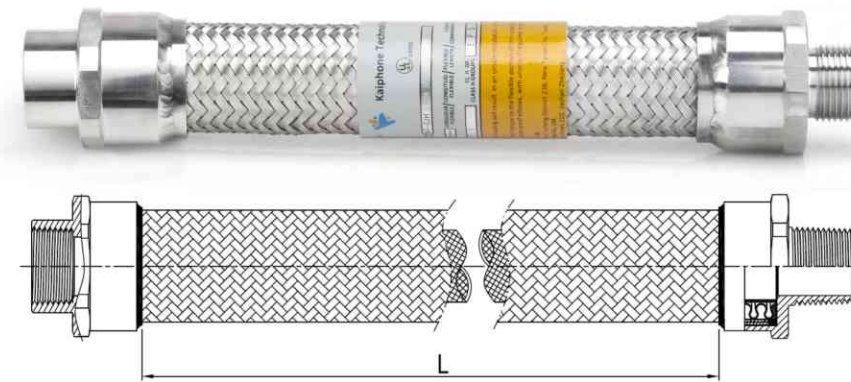


- 尺寸/Size: 2-1/2"~4"
- 接头螺牙/Thread: NPT / M
- 防水、防尘、耐腐蚀/Liquid tight & dust proof
- 不锈钢材质, 两端接头内螺纹型式/Stainless Steel, Two Female Fitting
- 耐压强度/Compression Strength: Max. 512 psi (2-1/2"~ 4")
- 认证/Certificate: IECEx (IECEx 19.0050U)、ATEX (19 ATEX 2221U)
- RoHS: 符合/Yes
- Reach: 符合/Yes

产品规格/Product Specification

软管长度 Flex. Length (Inch)	螺牙 Thread	软管尺寸Nominal Size (inch) 弯曲半径Bending Radius (mm) 产品型号Part Number			
		2-1/2"	3a"	3b"	4"
		406mm	458mm	550mm	762mm
18	M	KF-GJH7F1811	KF-GJH8aF1811	KF-GJH8bF1811	KF-GJH9F1811
	NPT	KF-GJH7F1821	KF-GJH8aF1821	KF-GJH8bF1821	KF-GJH9F1821
21	M	KF-GJH7F2111	KF-GJH8aF2111	KF-GJH8bF2111	KF-GJH9F2111
	NPT	KF-GJH7F2121	KF-GJH8aF2121	KF-GJH8bF2121	KF-GJH9F2121
24	M	KF-GJH7F2411	KF-GJH8aF2411	KF-GJH8bF2411	KF-GJH9F2411
	NPT	KF-GJH7F2421	KF-GJH8aF2421	KF-GJH8bF2421	KF-GJH9F2421
27	M	KF-GJH7F2711	KF-GJH8aF2711	KF-GJH8bF2711	KF-GJH9F2711
	NPT	KF-GJH7F2721	KF-GJH8aF2721	KF-GJH8bF2721	KF-GJH9F2721
30	M	KF-GJH7F3011	KF-GJH8aF3011	KF-GJH8bF3011	KF-GJH9F3011
	NPT	KF-GJH7F3021	KF-GJH8aF3021	KF-GJH8bF3021	KF-GJH9F3021
33	M	KF-GJH7F3311	KF-GJH8aF3311	KF-GJH8bF3311	KF-GJH9F3311
	NPT	KF-GJH7F3321	KF-GJH8aF3321	KF-GJH8bF3321	KF-GJH9F3321
36	M	KF-GJH7F3611	KF-GJH8aF3611	KF-GJH8bF3611	KF-GJH9F3611
	NPT	KF-GJH7F3621	KF-GJH8aF3621	KF-GJH8bF3621	KF-GJH9F3621

产品系列/Series Code: KF--GJH-F/M



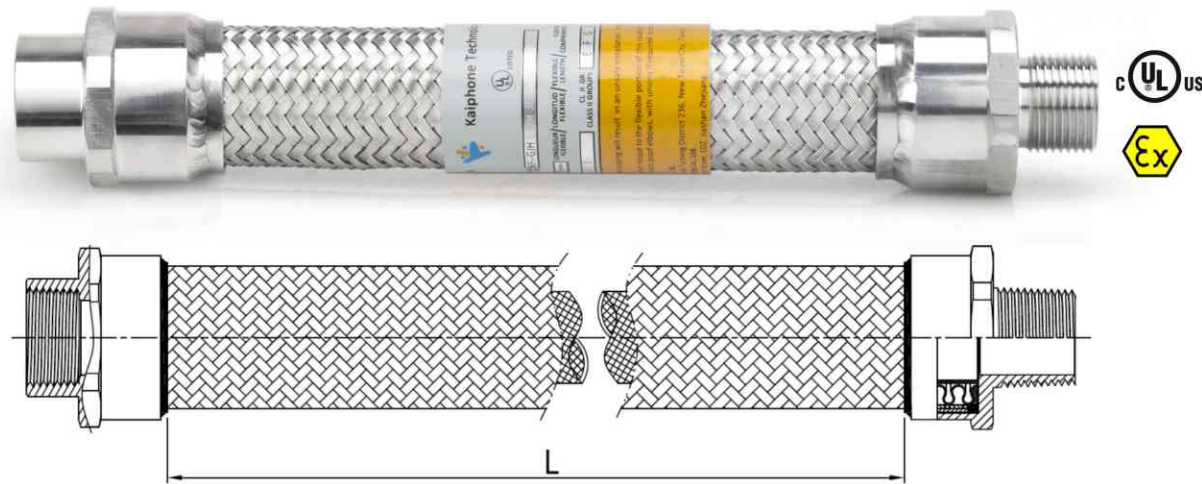
- 尺寸/Size: 1/2"~2"
- RoHS: 符合/Yes
- Reach: 符合/Yes
- 接头螺牙/Thread: NPT / M
- 防水、防尘、耐腐蚀
Liquid tight & dust proof

- 不锈钢材质, 一端内螺纹接头、一端外螺纹接头/Stainless Steel, Male to Female End Fitting
- 耐压强度/Compression Strength: Max. 2000 psi (1/2", 3/4"), Max. 1200 psi (1"~2")
- 认证/Certificate: cULus (E490826)、IECEx (IECEx 19.0050U)、ATEX (19 ATEX 2221U)

产品规格/Product Specification

软管长度 Flex. Length (Inch)	螺牙 Thread	软管尺寸Nominal Size (inch) 弯曲半径Bending Radius (mm) 产品型号Part Number					
		1/2"	3/4"	1"	1-1/4"	1-1/2"	2"
		254mm	305mm	356mm	406mm	406mm	406mm
4	M	KF-GJH1F/M411	KF-GJH2F/M411	-	-	-	-
	NPT	KF-GJH1F/M421	KF-GJH2F/M421	-	-	-	-
6	M	KF-GJH1F/M611	KF-GJH2F/M611	KF-GJH3F/M611	-	-	-
	NPT	KF-GJH1F/M621	KF-GJH2F/M621	KF-GJH3F/M621	-	-	-
8	M	KF-GJH1F/M811	KF-GJH2F/M811	KF-GJH3F/M811	-	-	-
	NPT	KF-GJH1F/M821	KF-GJH2F/M821	KF-GJH3F/M821	-	-	-
10	M	KF-GJH1F/M1011	KF-GJH2F/M1011	KF-GJH3F/M1011	-	-	-
	NPT	KF-GJH1F/M1021	KF-GJH2F/M1021	KF-GJH3F/M1021	-	-	-
12	M	KF-GJH1F/M1211	KF-GJH2F/M1211	KF-GJH3F/M1211	KF-GJH4F/M1211	KF-GJH5F/M1211	KF-GJH6F/M1211
	NPT	KF-GJH1F/M1221	KF-GJH2F/M1221	KF-GJH3F/M1221	KF-GJH4F/M1221	KF-GJH5F/M1221	KF-GJH6F/M1221
15	M	KF-GJH1F/M1511	KF-GJH2F/M1511	KF-GJH3F/M1511	KF-GJH4F/M1511	KF-GJH5F/M1511	KF-GJH6F/M1511
	NPT	KF-GJH1F/M1521	KF-GJH2F/M1521	KF-GJH3F/M1521	KF-GJH4F/M1521	KF-GJH5F/M1521	KF-GJH6F/M1521
18	M	KF-GJH1F/M1811	KF-GJH2F/M1811	KF-GJH3F/M1811	KF-GJH4F/M1811	KF-GJH5F/M1811	KF-GJH6F/M1811
	NPT	KF-GJH1F/M1821	KF-GJH2F/M1821	KF-GJH3F/M1821	KF-GJH4F/M1821	KF-GJH5F/M1821	KF-GJH6F/M1821
21	M	KF-GJH1F/M2111	KF-GJH2F/M2111	KF-GJH3F/M2111	KF-GJH4F/M2111	KF-GJH5F/M2111	KF-GJH6F/M2111
	NPT	KF-GJH1F/M2121	KF-GJH2F/M2121	KF-GJH3F/M2121	KF-GJH4F/M2121	KF-GJH5F/M2121	KF-GJH6F/M2121
24	M	KF-GJH1F/M2411	KF-GJH2F/M2411	KF-GJH3F/M2411	KF-GJH4F/M2411	KF-GJH5F/M2411	KF-GJH6F/M2411
	NPT	KF-GJH1F/M2421	KF-GJH2F/M2421	KF-GJH3F/M2421	KF-GJH4F/M2421	KF-GJH5F/M2421	KF-GJH6F/M2421
27	M	KF-GJH1F/M2711	KF-GJH2F/M2711	KF-GJH3F/M2711	KF-GJH4F/M2711	KF-GJH5F/M2711	KF-GJH6F/M2711
	NPT	KF-GJH1F/M2721	KF-GJH2F/M2721	KF-GJH3F/M2721	KF-GJH4F/M2721	KF-GJH5F/M2721	KF-GJH6F/M2721
30	M	KF-GJH1F/M3011	KF-GJH2F/M3011	KF-GJH3F/M3011	KF-GJH4F/M3011	KF-GJH5F/M3011	KF-GJH6F/M3011
	NPT	KF-GJH1F/M3021	KF-GJH2F/M3021	KF-GJH3F/M3021	KF-GJH4F/M3021	KF-GJH5F/M3021	KF-GJH6F/M3021
33	M	KF-GJH1F/M3311	KF-GJH2F/M3311	KF-GJH3F/M3311	KF-GJH4F/M3311	KF-GJH5F/M3311	KF-GJH6F/M3311
	NPT	KF-GJH1F/M3321	KF-GJH2F/M3321	KF-GJH3F/M3321	KF-GJH4F/M3321	KF-GJH5F/M3321	KF-GJH6F/M3321
36	M	KF-GJH1F/M3611	KF-GJH2F/M3611	KF-GJH3F/M3611	KF-GJH4F/M3611	KF-GJH5F/M3611	KF-GJH6F/M3611
	NPT	KF-GJH1F/M3621	KF-GJH2F/M3621	KF-GJH3F/M3621	KF-GJH4F/M3621	KF-GJH5F/M3621	KF-GJH6F/M3621

产品系列/Series Code: KF--GJH-F/M



- 尺寸/Size: 2-1/2"~4"
- 接头螺牙Thread: NPT / M
- 防水、防尘、耐腐蚀/Liquid tight & dust proof
- 不锈钢材质, 一端内螺纹接头、一端外螺纹接头/Stainless Steel, Male to Female End Fitting
- 耐压强度/Compression Strength: Max. 512 psi (2-1/2"~4")
- 认证/Certificate: IECEx (IECEx 19.0050U)、ATEX (19 ATEX 2221U)
- RoHS: 符合/Yes
- Reach: 符合/Yes

产品规格/Product Specification

软管长度 Flex. Length (Inch)	螺牙 Thread	软管尺寸(inch) / 弯曲半径(mm) / 产品型号			
		2-1/2"	3a"	3b"	4"
		406mm	458mm	550mm	762mm
18	M	KF-GJH7F/M1811	KF-GJH8aF/M1811	KF-GJH8bF/M1811	KF-GJH9F/M1811
	NPT	KF-GJH7F/M1821	KF-GJH8aF/M1821	KF-GJH8bF/M1821	KF-GJH9F/M1821
21	M	KF-GJH7F/M2111	KF-GJH8aF/M2111	KF-GJH8bF/M2111	KF-GJH9F/M2111
	NPT	KF-GJH7F/M2121	KF-GJH8aF/M2121	KF-GJH8bF/M2121	KF-GJH9F/M2121
24	M	KF-GJH7F/M2411	KF-GJH8aF/M2411	KF-GJH8bF/M2411	KF-GJH9F/M2411
	NPT	KF-GJH7F/M2421	KF-GJH8aF/M2421	KF-GJH8bF/M2421	KF-GJH9F/M2421
27	M	KF-GJH7F/M2711	KF-GJH8aF/M2711	KF-GJH8bF/M2711	KF-GJH9F/M2711
	NPT	KF-GJH7F/M2721	KF-GJH8aF/M2721	KF-GJH8bF/M2721	KF-GJH9F/M2721
30	M	KF-GJH7F/M3011	KF-GJH8aF/M3011	KF-GJH8bF/M3011	KF-GJH9F/M3011
	NPT	KF-GJH7F/M3021	KF-GJH8aF/M3021	KF-GJH8bF/M3021	KF-GJH9F/M3021
33	M	KF-GJH7F/M3311	KF-GJH8aF/M3311	KF-GJH8bF/M3311	KF-GJH9F/M3311
	NPT	KF-GJH7F/M3321	KF-GJH8aF/M3321	KF-GJH8bF/M3321	KF-GJH9F/M3321
36	M	KF-GJH7F/M3611	KF-GJH8aF/M3611	KF-GJH8bF/M3611	KF-GJH9F/M3611
	NPT	KF-GJH7F/M3621	KF-GJH8aF/M3621	KF-GJH8bF/M3621	KF-GJH9F/M3621



UL 1203 (File No.: E490826)

防爆软管转接头/Explosion proof adapter

防爆软管转接头是为因应不同的安装条件而设计的配套组件, 为防爆金属软管提供更灵活的组装选择。防爆软管转接头以不锈钢或铜材质制成, 整体结构完整密实, 已通过UL防爆标准的测试取得防爆认证, 确实地与防爆金属软管及防爆箱体组装, 即可形成完整的防爆系统, 达成防爆功能要求。

Explosion proof flexible coupling adapters are designed to adopt different installation conditions and to offer more flexible options for mounting the explosion proof flexible coupling. Explosion proof flexible coupling adapters are made with stainless steel, brass or iron. The overall structure is compact and dense. And have been certified with UL standard. Assembling the adapter firmly to explosion proof flexible coupling and explosion proof box to establish complete explosion proof system and achieve the function requirement of explosion proof.

- 180°
 - 两端内螺纹规格 (KF--LK-F)
 - 两端外螺纹规格 (KF--LK-M)
 - 一端内螺纹 + 一端外螺纹 (KF--LK-F/M)
 - 一端外螺纹 + 一端内螺纹 (KF--LK-M/F)
- 90°
 - 两端内螺纹规格 (KF--XG-F)
 - 两端外螺纹规格 (KF--XG-M)
 - 一端内螺纹 + 一端外螺纹 (KF--XG-F/M)
 - 一端外螺纹 + 一端内螺纹 (KF--XG-M/F)
- Straight Type
 - Two Female Adapter (KF--LK-F)
 - Two Male Adapter (KF--LK-M)
 - Male to Female Adapter (KF--LF-F/M)
 - Male to Female Adapter (KF--LF-M/F)
- 90 Degree Elbow Type
 - Two Female Adapter (KF--XG-F)
 - Two Male Adapter (KF--XG-M)
 - Male to Female Adapter (KF--XG-F/M)
 - Male to Female Adapter (KF--XG-M/F)

- 产品材质: 不锈钢304(1/2"~6")、黄铜(1/2"~2")、铁(2-1/2"~6")
Material: Stainless Steel 304 (1/2" ~6"), Brass (1/2" ~2"), Iron (2-1/2" ~6")
- 规格尺寸/Size: 3/8"~6"
- 耐压强度/Compression Strength: Max. 6000 psi (1/2"、3/4")、Max. 1200 psi (1"~2")
- 螺纹选项/Thread: NPT or M
- RoHS: 符合/Yes
- Reach: 符合/Yes
- 认证/Certificate: cULus (档案编号File No.: E490826)

■ 产品系列/Series Code: KF--LK-F

- 180度/Straight Type
- 接头尺寸/Size: 1/2"~6"
- 两端内螺纹规格/Two Female Adapter
- 认证/Certificate: cULus (E490826)



✦ 产品规格/Product Specification

公称尺寸 Size(inch)	M 螺纹 M Thread	型号 Type	NPT 螺纹 NPT Thread	型号 Type	每箱数量(pcs) Package/Box	每箱重量(kg) Weight/Box
1/2	M20x1.5	KF--LK1F11	1/2"	KF--LK1F21	10	2.9
3/4	M25x1.5	KF--LK2F11	3/4"	KF--LK2F21	10	3.8
1	M32x1.5	KF--LK3F11	1"	KF--LK3F21	10	5.3
1-1/4	M40x1.5	KF--LK4F11	1-1/4"	KF--LK4F21	5	3.5
1-1/2	M50x1.5	KF--LK5F11	1-1/2"	KF--LK5F21	5	4.1
2	M63x1.5	KF--LK6F11	2"	KF--LK6F21	5	5.8
2-1/2	M75x1.5	KF--LK7F11	2-1/2"	KF--LK7F21	2	-
3	M90x2	KF--LK8F11	3"	KF--LK8F21	2	-
4	M110x2	KF--LK9F11	4"	KF--LK9F21	2	-
5	M140x2	KF--LK10F11	5"	KF--LK10F21	1	-
6	M164x2	KF--LK11F11	6"	KF--LK11F21	1	-

■ 产品系列/Series Code: KF--LK-M

- 180度/Straight Type
- 接头尺寸/Size: 1/2"~6"
- 两端外螺纹规格/Two Male Adapter
- 认证/Certificate: cULus (E490826)




✦ 产品规格/Product Specification

公称尺寸 Size(inch)	M 螺纹 M Thread	型号 Type	NPT 螺纹 NPT Thread	型号 Type	每箱数量(pcs) Package/Box	每箱重量(kg) Weight/Box
1/2	M20x1.5	KF--LK1M11	1/2"	KF--LK1M21	10	3.7
3/4	M25x1.5	KF--LK2M11	3/4"	KF--LK2M21	10	4.6
1	M32x1.5	KF--LK3M11	1"	KF--LK3M21	10	7.6
1-1/4	M40x1.5	KF--LK4M11	1-1/4"	KF--LK4M21	5	4.6
1-1/2	M50x1.5	KF--LK5M11	1-1/2"	KF--LK5M21	5	5.7
2	M63x1.5	KF--LK6M11	2"	KF--LK6M21	5	8.1
2-1/2	M75x1.5	KF--LK7M11	2-1/2"	KF--LK7M21	2	-
3	M90x2	KF--LK8M11	3"	KF--LK8M21	2	-
4	M110x2	KF--LK9M11	4"	KF--LK9M21	2	-
5	M140x2	KF--LK10M11	5"	KF--LK10M21	1	-
6	M164x2	KF--LK11M11	6"	KF--LK11M21	1	-

■ 产品系列/Series Code: KF--LK-F/M

- 180度/Straight Type
- 接头尺寸/Size: 1/2"~6"
- 一端内螺纹, 一端外螺纹/Male to Female Adapter
- 认证/Certificate: cULus (E490826)




✦ 产品规格/Product Specification

公称尺寸 Size(inch)	M 螺纹 M Thread	型号 Type	NPT 螺纹 NPT Thread	型号 Type	每箱数量(pcs) Package/Box	每箱重量(kg) Weight/Box
1/2	M20x1.5	KF--LK1F/M11	1/2"	KF--LK1F/M21	10	3.2
3/4	M25x1.5	KF--LK2F/M11	3/4"	KF--LK2F/M21	10	4.3
1	M32x1.5	KF--LK3F/M11	1"	KF--LK3F/M21	10	6.4
1-1/4	M40x1.5	KF--LK4F/M11	1-1/4"	KF--LK4F/M21	5	3.9
1-1/2	M50x1.5	KF--LK5F/M11	1-1/2"	KF--LK5F/M21	5	4.9
2	M63x1.5	KF--LK6F/M11	2"	KF--LK6F/M21	5	6.5
2-1/2	M75x1.5	KF--LK7F/M11	2-1/2"	KF--LK7F/M21	2	-
3	M90x2	KF--LK8F/M11	3"	KF--LK8F/M21	2	-
4	M110x2	KF--LK9F/M11	4"	KF--LK9F/M21	2	-
5	M140x2	KF--LK10F/M11	5"	KF--LK10F/M21	1	-
6	M164x2	KF--LK11F/M11	6"	KF--LK11F/M21	1	-

■ 产品系列/Series Code: KF--LK-M/F

- 180度/Straight Type
- 接头尺寸/Size: 1/2"~6"
- 一端外螺纹, 一端内螺纹/Male to Female Adapter
- 认证/Certificate: cULus (E490826)



✦ 产品规格/Product Specification

公称尺寸 Size(inch)	M 螺纹 M Thread	型号 Type	NPT 螺纹 NPT Thread	型号 Type	每箱数量(pcs) Package/Box	每箱重量(kg) Weight/Box
1/2	M20x1.5	KF--LK1M/F11	1/2"	KF--LK1M/F21	10	-
3/4	M25x1.5	KF--LK2M/F11	3/4"	KF--LK2M/F21	10	-
1	M32x1.5	KF--LK3M/F11	1"	KF--LK3M/F21	10	-
1-1/4	M40x1.5	KF--LK4M/F11	1-1/4"	KF--LK4M/F21	5	-
1-1/2	M50x1.5	KF--LK5M/F11	1-1/2"	KF--LK5M/F21	5	-
2	M63x1.5	KF--LK6M/F11	2"	KF--LK6M/F21	5	-
2-1/2	M75x1.5	KF--LK7M/F11	2-1/2"	KF--LK7M/F21	2	-
3	M90x2	KF--LK8M/F11	3"	KF--LK8M/F21	2	-
4	M110x2	KF--LK9M/F11	4"	KF--LK9M/F21	2	-
5	M140x2	KF--LK10M/F11	5"	KF--LK10M/F21	1	-
6	M164x2	KF--LK11M/F11	6"	KF--LK11M/F21	1	-

■ 产品系列/Series Code: KF--XG-F

- 90度/90 Degree Elbow Type
- 接头尺寸/Size: 1/2"~6"
- 两端内螺纹规格/Two Female Adapter
- 认证/Certificate: cULus (E490826)



✦ 产品规格/Product Specification

公称尺寸 Size(inch)	M 螺纹 M Thread	型号 Type	NPT 螺纹 NPT Thread	型号 Type	每箱数量(pcs) Package/Box	每箱重量(kg) Weight/Box
1/2	M20x1.5	KF--XG1F11	1/2"	KF--XG1F21	6	3
3/4	M25x1.5	KF--XG2F11	3/4"	KF--XG2F21	6	4.2
1	M32x1.5	KF--XG3F11	1"	KF--XG3F21	6	5.8
1-1/4	M40x1.5	KF--XG4F11	1-1/4"	KF--XG4F21	2	2.6
1-1/2	M50x1.5	KF--XG5F11	1-1/2"	KF--XG5F21	2	3.2
2	M63x1.5	KF--XG6F11	2"	KF--XG6F21	2	4.6
2-1/2	M75x1.5	KF--XG7F11	2-1/2"	KF--XG7F21	1	-
3	M90x2	KF--XG8F11	3"	KF--XG8F21	1	-
4	M110x2	KF--XG9F11	4"	KF--XG9F21	1	-
5	M140x2	KF--XG10F11	5"	KF--XG10F21	1	-
6	M164x2	KF--XG11F11	6"	KF--XG11F21	1	-

■ 产品系列/Series Code: KF--XG-M

- 90度/90 Degree Elbow Type
- 接头尺寸/Size: 1/2"~6"
- 两端外螺纹规格/Two Male Adapter
- 认证/Certificate: cULus (E490826)



✦ 产品规格/Product Specification

公称尺寸 Size(inch)	M 螺纹 M Thread	型号 Type	NPT 螺纹 NPT Thread	型号 Type	每箱数量(pcs) Package/Box	每箱重量(kg) Weight/Box
1/2	M20x1.5	KF--XG1M11	1/2"	KF--XG1M21	6	3
3/4	M25x1.5	KF--XG2M11	3/4"	KF--XG2M21	6	4
1	M32x1.5	KF--XG3M11	1"	KF--XG3M21	6	6.1
1-1/4	M40x1.5	KF--XG4M11	1-1/4"	KF--XG4M21	2	2.7
1-1/2	M50x1.5	KF--XG5M11	1-1/2"	KF--XG5M21	2	3.3
2	M63x1.5	KF--XG6M11	2"	KF--XG6M21	2	4.9
2-1/2	M75x1.5	KF--XG7M11	2-1/2"	KF--XG7M21	1	-
3	M90x2	KF--XG8M11	3"	KF--XG8M21	1	-
4	M110x2	KF--XG9M11	4"	KF--XG9M21	1	-
5	M140x2	KF--XG10M11	5"	KF--XG10M21	1	-
6	M164x2	KF--XG11M11	6"	KF--XG11M21	1	-

■ 产品系列/Series Code: KF--XG-M/F

- 90度/90 Degree Elbow Type
- 接头尺寸/Size: 1/2"~6"
- 认证/Certificate: cULus (E490826)
- 一端内螺纹, 一端外螺纹/Male to Female Adapter



✦ 产品规格/Product Specification

公称尺寸 Size(inch)	M 螺纹 M Thread	型号 Type	NPT 螺纹 NPT Thread	型号 Type	每箱数量(pcs) Package/Box	每箱重量(kg) Weight/Box
1/2	M20x1.5	KF--XG1M/F11	1/2"	KF--XG1M/F21	6	-
3/4	M25x1.5	KF--XG2M/F11	3/4"	KF--XG2M/F21	6	-
1	M32x1.5	KF--XG3M/F11	1"	KF--XG3M/F21	6	-
1-1/4	M40x1.5	KF--XG4M/F11	1-1/4"	KF--XG4M/F21	2	-
1-1/2	M50x1.5	KF--XG5M/F11	1-1/2"	KF--XG5M/F21	2	-
2	M63x1.5	KF--XG6M/F11	2"	KF--XG6M/F21	2	-
2-1/2	M75x1.5	KF--XG7M/F11	2-1/2"	KF--XG7M/F21	1	-
3	M90x2	KF--XG8M/F11	3"	KF--XG8M/F21	1	-
4	M110x2	KF--XG9M/F11	4"	KF--XG9M/F21	1	-
5	M140x2	KF--XG10M/F11	5"	KF--XG10M/F21	1	-
6	M164x2	KF--XG11M/F11	6"	KF--XG11M/F21	1	-

■ 产品系列/Series Code: KF--XG-F/M

- 90度/90 Degree Elbow Type
- 接头尺寸/Size: 1/2"~6"
- 认证/Certificate: cULus (E490826)
- 一端内螺纹, 一端外螺纹/Male to Female Adapter



✦ 产品规格/Product Specification

公称尺寸 Size(inch)	M 螺纹 M Thread	型号 Type	NPT 螺纹 NPT Thread	型号 Type	每箱数量(pcs) Package/Box	每箱重量(kg) Weight/Box
1/2	M20x1.5	KF--XG1F/M11	1/2"	KF--XG1F/M21	6	2.8
3/4	M25x1.5	KF--XG2F/M11	3/4"	KF--XG2F/M21	6	3.9
1	M32x1.5	KF--XG3F/M11	1"	KF--XG3F/M21	6	5.4
1-1/4	M40x1.5	KF--XG4F/M11	1-1/4"	KF--XG4F/M21	2	2.4
1-1/2	M50x1.5	KF--XG5F/M11	1-1/2"	KF--XG5F/M21	2	3
2	M63x1.5	KF--XG6F/M11	2"	KF--XG6F/M21	2	4.3
2-1/2	M75x1.5	KF--XG7F/M11	2-1/2"	KF--XG7F/M21	1	-
3	M90x2	KF--XG8F/M11	3"	KF--XG8F/M21	1	-
4	M110x2	KF--XG9F/M11	4"	KF--XG9F/M21	1	-
5	M140x2	KF--XG10F/M11	5"	KF--XG10F/M21	1	-
6	M164x2	KF--XG11F/M11	6"	KF--XG11F/M21	1	-



UL认证编号/Certificate No.: E361947

液密型非金属软管-PLFNCB系列, 软管内外表面平滑的结构, 以聚氯乙烯(PVC)制成, 材质符合RoHS环保规定, 具备抗UV, 耐老化与耐油的特性。全系列尺寸通过美国UL实验室依UL标准检验, 管壁内含加强筋使软管兼具自我支撑的功能, 同时产生耐压抗冲击的机械性能; 软管整体以非金属材质制成, 重量减轻但仍可满足电工法规的配线要求, 与P50, P53, PP60和PP63系列防水接头搭配, 按照NEC电气配线施工要求使用, 即可达到电气性能的标准与整体配线系统的最佳防水效果。

PLFNCB is made of thermoplastic polyvinyl chloride (PVC) with smooth inside and outside surface. The material is compliant with RoHS requirement and featured to resist UV, age and oil. The whole size range is certified by UL laboratory according to UL standard. A reinforce member is embedded in the conduit wall to offer the performance of self-support and crush resistance. This series of conduit is qualified to meet with the wiring demand of NEC electric code and in light weight. The best efficiency of water proof for whole wiring system is able to achieve by connected with the liquid tight fitting series P50, P53, PP60 and PP63.

特性/Features:

- 可用于高温环境
High temperature condition
- 可用于湿、干性、油性环境
Use at wet, dry and oiliness condition
- 可用于户外、抗UV
Out door, UV resistant
- 直接埋于地下使用
Straight inbuilt (bury)
- 表面光滑平整
Surface smooth
- 加强筋PVC, 于加强管道内壁使整体结构增强, 不导电
The overall structure is strengthened by reinforcing the inner wall of the conduit, which is non-conductive.

应用/Application:

- 商业以及工业环境下
Use at commercial and industry environment
- 机械制造, 重型设备
Machinery, heavy equipment.
- 其它应用需求, 欢迎洽询
Other application, please contact us.



尺寸: 3/8" ~ 2"
Size: 3/8" ~ 2"




UL认证编号: E361947
Certificate No.: E361947

- ✦ 温度等级:
UL: 80°C干, 60°C湿, 70°C油
cUL: 80°C干, 60°C湿, 70°C油
Qualify range:
UL: 80°C Dry, 60°C Wet, 70°C Oil
cUL: 80°C Dry, 60°C Wet, 70°C Oil
- ✦ IP 等级: IP 66 (搭配P50、P53、PP60 & PP63系列接头)
IP Rating: IP 66 (Fit with connector series: P50, P53, PP60 & PP63)
- ✦ 颜色: 灰色 (标准色) · 其它颜色可洽谈订制
Jacket Color: Grey (Standard), other colors are available by consult.
- ✦ 可挠性: 中级
Flexibility: Medium
- ✦ 阻燃性: 自熄
Fire Retardant: Self-extinguishing
- ✦ 抗 UV: 有
UV Resistance: Yes
- ✦ RoHS: 符合
RoHS Compliance: Yes
- ✦ Reach: 符合
Reach: Yes
- ✦ 认证: cULus
Certificate: cULus

产品规格/Product Specification

型号 Type	英寸 Inch(")	内径/I.D. (mm)	外径/O.D. (mm)	弯曲半径(mm) Bending Radius	每卷长度 Roll(ft/m)	搭配接头型号 Fittings
PLFNCB-3/8	3/8(12)	12.29~12.80	17.53~18.03	51	100/30.5	P50 P53 PP60 PP63
PLFNCB-1/2	1/2(16)	15.80~16.31	20.83~21.34	72.5	100/30.5	
PLFNCB-3/4	3/4(21)	20.83~21.34	26.16~26.67	108	100/30.5	
PLFNCB-1	1(27)	26.44~27.08	32.77~33.40	165	100/30.5	
PLFNCB-1-1/4	1-1/4(35)	35.05~35.81	41.40~42.16	203	100/30.5	
PLFNCB-1-1/2	1-1/2(41)	40.01~40.64	47.37~48.26	228.5	100/30.5	
PLFNCB-2	2(53)	51.31~51.94	59.44~60.33	282	50/15.3	



剖面图/Profile





UL 认证编号: E505697
Certificate No.: E505697

尺寸: 1/4" ~ 2"
Size: 1/4" ~ 2"

剖面图/Profile



液密型非金属软管- PLFNCB2 系列, 属于超柔软型, 软管内表面平滑而外表面呈波浪形, 材质符合RoHS环保规定, 具备抗UV, 耐老化与耐油的特性。管身合并加强筋制成外表呈波浪形的软管, 同时提供更为柔软, 可自我支撑及耐压抗冲击的特性; PVC具有较佳的延展性, 制品重量减轻, 易于剪切, 现场施工快速简便, 与P50、P53、PP60和PP63系列防水接头搭配, 按照NEC电气配线施工要求使用, 即可达到电气性能的标准与整体配线系统的最佳防水效果。

Extra Flexible Liquid Tight Non-Metallic Conduit (PLFNCB2) is made of thermoplastic polyvinyl chloride (PVC) with smooth inside and wave outside surface. The material is compliant with RoHS requirement and featured to resist UV, age and oil. The extra flexible conduit integrates a reinforce member to shape a wave surface that enables higher flexibility and offers the performance of self-support and crush resistance. PVC is a material in good extension. It gives lighter weight and easy to cut which is benefit for quick assembly on site. The best efficiency of water proof for whole wiring system is able to achieve by connecting with the liquid tight fitting series P50, P53, PP60 and PP63.

☒ 温度等级: 80°C干, 60°C湿, 70°C油
Qualify range: 80°C Dry, 60°C Wet, 70°C Oil

☒ IP 等级: IP 66
IP Rating: IP 66

☒ 颜色: 黑色 · 其它颜色可洽谈订制
Jacket Color: Black, other colors are available by consult.

☒ 阻燃性: 自熄
Fire Retardant: Self-extinguishing

☒ 产品规格/Product Specification

型号 Type	英寸 Inch(")	内径/I.D. (mm)	外径/O.D. (mm)	弯曲半径(mm) Bending Radius	每卷长度 Roll(ft/m)	搭配接头型号 Fittings	
PLFNCB2-1/4	1/4(10)	9.90	10.50	14.20	14.80	51	100/30.5
PLFNCB2-3/8	3/8(12)	12.29	12.80	17.53	18.03	51	100/30.5
PLFNCB2-1/2	1/2(16)	15.80	16.31	20.83	21.34	51	100/30.5
PLFNCB2-3/4	3/4(21)	20.83	21.34	26.16	26.67	76	100/30.5
PLFNCB2-1	1(27)	26.44	27.08	32.77	33.40	76	100/30.5
PLFNCB2-1-1/4	1-1/4(35)	35.05	35.81	41.40	42.16	127	100/30.5
PLFNCB2-1-1/2	1-1/2(41)	40.01	40.64	47.37	48.26	127	100/30.5
PLFNCB2-2	2(53)	51.31	51.94	59.44	60.33	127	50/15.3

☒ 可挠性: 中级
Flexibility: Medium

☒ 抗 UV: 有
UV Resistance: Yes

☒ RoHS: 符合
RoHS Compliance: Yes

☒ Reach: 符合
Reach: Yes



UL 认证编号: E505697
Certificate No.: E505697

☒ 特性/Features:

- 可用于高温环境
High temperature condition
- 可用于湿、干性、油性环境
Use at wet, dry and oiliness condition
- 可用于户外、抗UV
Out door, UV resistant
- 直接埋于地下使用
Straight inbuilt (bury)
- 加强筋PVC, 于加强管道内壁使整体结构增强, 不导电
Reinforce PVC, enhance the structure, NON-Conductive.

☒ 应用/Application:

- 商业以及工业环境下
Use at commercial and industry environment
- 机械制造, 重型设备
Machinery, heavy equipment.
- 其它应用需求, 欢迎洽询
Other application, please contact us.



系列 P50
Series Code
特性 180度盒接头组 · 防水 · PVC
Features Straight Type · Water Seal · PVC
照片
Product Photo

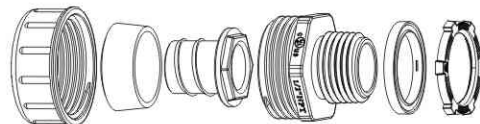


cULus
No.: E256570

公称尺寸 Nominal Conduit Size (mm) (inch)	NPT 螺纹 Thread	型号 Part Number	每箱 数量 Package /Box(Pcs)	每箱 重量 Weight /Box(Kg)
12 3/8	1/2"	P501-3/8	400	9.7
16 1/2	1/2"	P502-1/2	405	9
21 3/4	3/4"	P503-3/4	255	9
27 1	1"	P504-1	160	8.8
35 1-1/4	1-1/4"	P505-1-1/4	80	6.3
41 1-1/2	1-1/2"	P506-1-1/2	60	5.4
53 2	2"	P507-2	50	7.7

温度等级
Qualify range -18°C~+60°C
IP 等级
IP Rating IP 66
阻燃
Fire Retardant 自熄
Self-extinguishing
RoHS 符合/Yes
Reach 符合/Yes
认证
Certificate cULus

组合图
Exploded view



备注
Note

牙规选择: NPT,PG,M牙
Optional Thread System: NPT, PG & M Threads
PG,M牙没有UL认证
The thread of PG, M have no UL Listed
标准包装尺寸: 380*300*230
Standard Package Size: 380*300*230

系列 P53
Series Code
特性 90度盒接头组 · 防水 · PVC
Features 90 Degree Elbow · Water Seal · PVC
照片
Product Photo



cULus
No.: E256570

公称尺寸 Nominal Conduit Size (mm) (inch)	NPT 螺纹 Thread	型号 Part Number	每箱 数量 Package /Box(Pcs)	每箱 重量 Weight /Box(Kg)
12 3/8	1/2"	P531-3/8	400	11.8
16 1/2	1/2"	P532-1/2	320	8
21 3/4	3/4"	P533-3/4	160	6.8
27 1	1"	P534-1	100	6.9
35 1-1/4	1-1/4"	P535-1-1/4	40	4.3
41 1-1/2	1-1/2"	P536-1-1/2	30	4.1
53 2	2"	P537-2	16	3.2

温度等级
Qualify range -18°C~+60°C
IP 等级
IP Rating IP 66
阻燃
Fire Retardant 自熄
Self-extinguishing
RoHS 符合/Yes
Reach 符合/Yes
认证
Certificate cULus

系列 PP60
Series Code
特性 180度快速接头组 · 防水 · PP
Features Straight Type · Water Seal · PP
照片
Product Photo



cULus
No.: E256570

公称尺寸 Nominal Conduit Size (mm) (inch)	NPT 螺纹 Thread	型号 Part Number	每箱 数量 Package /Box(Pcs)	每箱 重量 Weight /Box(Kg)
12 3/8	1/2"	PP601-3/8	400	7.6
16 1/2	1/2"	PP602-1/2	360	7.4
21 3/4	3/4"	PP603-3/4	300	9.0
27 1	1"	PP604-1	160	8.5
35 1-1/4	1-1/4"	PP605-1-1/4	80	6.5
41 1-1/2	1-1/2"	PP606-1-1/2	60	6.6
53 2	2"	PP607-2	50	7.0

温度等级
Qualify range -18°C~+60°C
IP 等级
IP Rating IP 66
阻燃
Fire Retardant 自熄
Self-extinguishing
RoHS 符合/Yes
Reach 符合/Yes
认证
Certificate cULus

组合图
Exploded view



备注
Note

牙规选择: NPT,PG,M牙
Optional Thread System: NPT, PG & M Threads
PG,M牙没有UL认证
The thread of PG, M have no UL Listed
标准包装尺寸: 380*300*230
Standard Package Size: 380*300*230

系列 PP63
Series Code
特性 90度盒接头 · 防水 · PP
Features 90 Degree Elbow · Water Seal · PP
照片
Product Photo

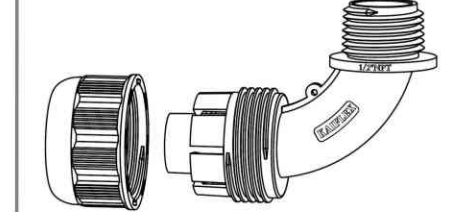


cULus
No.: E256570

公称尺寸 Nominal Conduit Size (mm) (inch)	NPT 螺纹 Thread	型号 Part Number	每箱 数量 Package /Box(Pcs)	每箱 重量 Weight /Box(Kg)
12 3/8	1/2"	PP631-3/8	400	9.0
16 1/2	1/2"	PP632-1/2	200	5.2
21 3/4	3/4"	PP633-3/4	160	5.8
27 1	1"	PP634-1	100	6.5
35 1-1/4	1-1/4"	PP635-1-1/4	40	4.1
41 1-1/2	1-1/2"	PP636-1-1/2	30	3.5
53 2	2"	PP637-2	16	3.4

温度等级
Qualify range -18°C~+60°C
IP 等级
IP Rating IP 66
阻燃
Fire Retardant 自熄
Self-extinguishing
RoHS 符合/Yes
Reach 符合/Yes
认证
Certificate cULus

组合图
Exploded view




牙规选择: NPT,PG,M牙
Optional Thread System: NPT, PG & M Threads
PG,M牙没有UL认证
The thread of PG, M have no UL Listed
标准包装尺寸: 380*300*230
Standard Package Size: 380*300*230



cRUUS 认证: cURus (E491228)
Certificate: cURus (E491228)

塑胶波纹管, 尼龙波纹管 – PAFSV0/PAFS2 系列是由聚酰胺纤维 (PA) 所制成, 表面为窄/宽面结构, 提供了UL94-V0/V2 等级的防火保护。整个尺寸范围均由 UL 实验室根据 UL 标准进行认证。高度灵活、高疲劳寿命、高冲击强度、耐磨损, 以及高耐溶剂和耐油等特点, 适用于各类机械, 机器人, 公共交通, 公共建筑等行业的管线保护应用。

The Non-metallic Mechanical Protection Tubing, Non-Metallic Corrugated Conduit, PAFSV0/PAFS2 Series made of polyamide fibre (Nylon, PA) with fine/coarse pitch surface. The whole size range is certifying by UL laboratory according to UL standard. The characteristic of highly flexible, high fatigue life, high impact strength, abrasion resistant and highly resistant to solvents are good wire protection for all types of machinery, robot, public transport, public buildings and so on.



窄面结构
Fine Pitch

宽面结构
Coarse Pitch

Col. No.	Max Working Temp. °C	Indoor Use	Outdoor Use
PAFSV0-10B	105	Yes	Yes
PAFSV0-13B	105	Yes	Yes
PAFSV0-16B	105	Yes	Yes
PAFSV0-21B	105	Yes	Yes
PAFSV0-28B	105	Yes	Yes
PAFSV0-34B	105	Yes	Yes
PAFSV0-42B	105	Yes	Yes
PAFSV0-48B	105	Yes	Yes
PAFSV0-54B	105	Yes	Yes

✘ 温度等级: -20°C ~ +105°C
Qualify range: -20°C ~ +105°C

✘ 材质: PA6
Material: PA6

✘ 阻燃: V0 & V2
Flame Retardant: V0 & V2

✘ 颜色: 黑色/灰色 (标准色), 其他颜色可洽询订制
Color: Black/Grey (Standard), other colors are available by consult.

✘ IP 等级: IP 66 (适配接头系列: FN01~FN04, FN50 & FN53)
IP Rate: IP 66 (Fit with connector series: FN01~FN04, FN50 & FN53)

✘ 尺寸: 1/4" ~ 2"
Size: 1/4" ~ 2"

✘ 可挠性: 高级
Flexibility: High

✘ 抗UV: 有
UV Resistance: Yes

✘ RoHS: 符合
RoHS: Yes

✘ Reach: 符合
Reach: Yes



Col. No.	Max Working Temp. °C	Indoor Use	Outdoor Use
PAFSV0-10B	105	Yes	Yes
PAFSV0-13B	105	Yes	Yes
PAFSV0-16B	105	Yes	Yes
PAFSV0-21B	105	Yes	Yes
PAFSV0-28B	105	Yes	Yes
PAFSV0-34B	105	Yes	Yes
PAFSV0-42B	105	Yes	Yes
PAFSV0-48B	105	Yes	Yes
PAFSV0-54B	105	Yes	Yes

CE 认证: AN 506236750001
Certificate: AN 506236750001

cRUUS 认证: cURus (E491228)
Certificate: cURus (E491228)

✘ 产品规格/Product Specification(PAFSV0)

	型号 Type	英寸 Inch (")	内径 I.D. (mm)	外径 O.D. (mm)	弯曲半径 Bending Radius (mm)	每卷长度 Package/Roll (m)	包装尺寸 Measurement (LxWxH mm)
窄面结构 Fine Pitch	PAFSV0-10B	1/4	6.2~6.7	9.9~10.3	25	50	300X300X100
	PAFSV0-13B	5/16	9.2~9.7	12.9~13.3	30	50	310X310X120
	PAFSV0-16B	3/8	11.6~12.1	15.6~16.2	50	50	400X400X150
	PAFSV0-21B	1/2	16.4~16.9	20.9~21.4	60	50	470X470X180
	PAFSV0-28B	3/4	22.6~23.1	28.1~28.8	50	50	500X500X300
宽面结构 Coarse Pitch	PAFSV0-34B	1	28.8~29.4	34.1~34.7	70	25	550X550X200
	PACSV0-28B	3/4	22.0~22.5	28.2~28.9	75	50	500X500X300
	PACSV0-34B	1	27.6~28.2	34.2~34.8	90	25	550X550X200
	PACSV0-42B	1-1/4	34.7~35.7	42.2~42.8	100	25	450X450X280
	PACSV0-48B	1-1/2	40.8~41.6	47.7~48.3	110	25	660X660X200
PACSV0-54B	2	46.7~47.5	54.2~54.8	125	25	770X770X280	

✘ 产品规格/Product Specification(PAFSV2)

	型号 Type	英寸 Inch (")	内径 I.D. (mm)	外径 O.D. (mm)	弯曲半径 Bending Radius (mm)	每卷长度 Package/Roll (m)	包装尺寸 Measurement (LxWxH mm)
窄面结构 Fine Pitch	PAFSV2-10B	1/4	6.2~6.7	9.9~10.3	25	50	300X300X100
	PAFSV2-13B	5/16	9.2~9.7	12.9~13.3	30	50	310X310X120
	PAFSV2-16B	3/8	11.6~12.1	15.6~16.2	50	50	400X400X150
	PAFSV2-21B	1/2	16.4~16.9	20.9~21.4	60	50	470X470X180
	PAFSV2-28B	3/4	22.6~23.1	28.1~28.8	50	50	500X500X300
宽面结构 Coarse Pitch	PAFSV2-34B	1	28.8~29.4	34.1~34.7	70	25	550X550X200
	PACSV2-28B	3/4	22.0~22.5	28.2~28.9	75	50	500X500X300
	PACSV2-34B	1	27.6~28.2	34.2~34.8	90	25	550X550X200
	PACSV2-42B	1-1/4	34.7~35.7	42.2~42.8	100	25	450X450X280
	PACSV2-48B	1-1/2	40.8~41.6	47.7~48.3	110	25	660X660X200
PACSV2-54B	2	46.7~47.5	54.2~54.8	125	25	770X770X280	

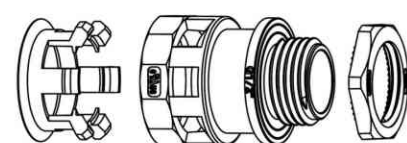
系列 FN 01

特性 卡扣式快速接头 · 180度
Quick Type, Straight Type

照片
Product Photo



组合图
Exploded view



公称尺寸 Nominal Conduit Size	G 螺纹 G Thread	型 号 Part Number	每 箱 数 量 /Box(Pcs)	每 箱 重 量 /Box(Kg)
10 1/4	1/4"	FN0110-G1/4-V0	660	3.2
13 5/16	1/2"	FN0113-G1/2-V0	400	3.5
16 3/8	1/2"	FN0116-G1/2-V0	300	2.8
21 1/2	1/2"	FN0121-G1/2-V0	240	2.8
28 3/4	3/4"	FN0128-G3/4-V0	150	2.6
34 1	1"	FN0134-G1-V0	120	3.0
42 1-1/4	1-1/4"	FN0142-G1-1/4-V0	60	2.1
54 2	2"	FN0154-G2-V0	54	3.6

公称尺寸 Nominal Conduit Size	M 螺纹 M Thread	型 号 Part Number	每 箱 数 量 /Box(Pcs)	每 箱 重 量 /Box(Kg)
10 1/4	M12	FN0110-M12-V0	660	3.2
13 5/16	M16	FN0113-M16-V0	400	3.5
16 3/8	M20	FN0116-M20-V0	300	2.8
21 1/2	M20	FN0121-M20-V0	240	2.8
28 3/4	M25	FN0128-M25-V0	150	2.6
34 1	M32	FN0134-M32-V0	120	3.0
42 1-1/4	M40	FN0142-M40-V0	60	2.1
54 2	M63	FN0154-M63-V0	54	3.6

PG 螺 纹 PG Thread	型 号 Part Number	每 箱 数 量 /Box(Pcs)	每 箱 重 量 /Box(Kg)
PG7	FN0110-PG7-V0	660	3.2
PG9	FN0113-PG9-V0	400	3.5
PG11	FN0116-PG11-V0	300	2.8
PG16	FN0121-PG16-V0	240	2.8
PG21	FN0128-PG21-V0	150	2.6
PG29	FN0134-PG29-V0	120	3.0
PG36	FN0142-PG36-V0	60	2.1
PG48	FN0154-PG48-V0	54	3.6

LdN 螺 纹 NPT Thread	型 号 Part Number	每 箱 数 量 /Box(Pcs)	每 箱 重 量 /Box(Kg)
1/4"	FN0110-NPT1/4-V0	660	3.2
1/2"	FN0113-NPT1/2-V0	400	3.5
1/2"	FN0116-NPT1/2-V0	300	2.8
1/2"	FN0121-NPT1/2-V0	240	2.8
3/4"	FN0128-NPT3/4-V0	150	2.6
1"	FN0134-NPT1-V0	120	3.0
1-1/4"	FN0142-NPT1-1/4-V0	60	2.1
2"	FN0154-NPT2-V0	54	3.6


- ✘ 材质: PA66(UL94 V-0)、PA6(UL94 V-2)
Material: PA66(UL94 V-0)、PA6(UL94 V-2)
- ✘ 牙规选择: NPT, M, PG & G牙
Optional Thread System : NPT, M, PG & G Threads
- ✘ 环保: 符合RoHs、不含卤素
Certificate: RoHs Compliance, Halogen Free
- ✘ 阻燃等级: UL94 V-0、UL94 V-2
Flammability Rating: UL94 V-0、UL94 V-2
- ✘ G, PG, M牙没有UL认证
The thread of G, PG, M have no UL Listed

- ✘ 温度等级: -20°C~+105°C
Qualify range: -20°C~+105°C
- ✘ IP等级: IP 66
IP Rate: IP 66
- ✘ 抗UV: 有
UV Resistance: Yes
- ✘ Reach: 符合
Reach: Yes
- ✘ 认证: cURus (E491228), CE
Certificate: cURus (E491228), CE

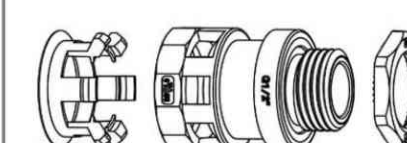
系列 FN 02

特性 卡扣式快速接头 · 180度 · 铜螺帽
Quick Type, Straight Type, Metal Thread

照片
Product Photo



组合图
Exploded view



公称尺寸 Nominal Conduit Size	G 螺 纹 G Thread	型 号 Part Number	每 箱 数 量 /Box(Pcs)	每 箱 重 量 /Box(Kg)
10 1/4	1/4"	FN0210-G1/4-V0	660	13.4
13 5/16	1/2"	FN0213-G1/2-V0	400	15.1
16 3/8	1/2"	FN0216-G1/2-V0	300	15.1
21 1/2	1/2"	FN0221-G1/2-V0	240	9.7
28 3/4	3/4"	FN0228-G3/4-V0	150	9.6
34 1	1"	FN0234-G1-V0	120	11.3
42 1-1/4	1-1/4"	FN0242-G1-1/4-V0	60	9.0
54 2	2"	FN0254-G2-V0	54	14.1

公称尺寸 Nominal Conduit Size	M 螺 纹 M Thread	型 号 Part Number	每 箱 数 量 /Box(Pcs)	每 箱 重 量 /Box(Kg)
10 1/4	M12	FN0210-M12-V0	660	13.4
13 5/16	M16	FN0213-M16-V0	400	15.1
16 3/8	M20	FN0216-M20-V0	300	15.1
21 1/2	M20	FN0221-M20-V0	240	9.7
28 3/4	M25	FN0228-M25-V0	150	9.6
34 1	M32	FN0234-M32-V0	120	11.3
42 1-1/4	M40	FN0242-M40-V0	60	9.0
54 2	M63	FN0254-M63-V0	54	14.1

PG 螺 纹 PG Thread	型 号 Part Number	每 箱 数 量 /Box(Pcs)	每 箱 重 量 /Box(Kg)
PG7	FN0210-PG7-V0	660	13.4
PG9	FN0213-PG9-V0	400	15.1
PG11	FN0216-PG11-V0	300	15.1
PG16	FN0221-PG16-V0	240	9.7
PG21	FN0228-PG21-V0	150	9.6
PG29	FN0234-PG29-V0	120	11.3
PG36	FN0242-PG36-V0	60	9.0
PG48	FN0254-PG48-V0	54	14.1

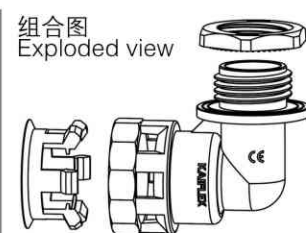
LdN 螺 纹 NPT Thread	型 号 Part Number	每 箱 数 量 /Box(Pcs)	每 箱 重 量 /Box(Kg)
1/4"	FN0210-NPT1/4-V0	660	13.4
1/2"	FN0213-NPT1/2-V0	400	15.1
1/2"	FN0216-NPT1/2-V0	300	15.1
1/2"	FN0221-NPT1/2-V0	240	9.7
3/4"	FN0228-NPT3/4-V0	150	9.6
1"	FN0234-NPT1-V0	120	11.3
1-1/4"	FN0242-NPT1-1/4-V0	60	9.0
2"	FN0254-NPT2-V0	54	14.1

- ✘ 材质: PA66(UL94 V-0)、PA6(UL94 V-2)
Material: PA66(UL94 V-0)、PA6(UL94 V-2)
- ✘ 牙规选择: NPT, M, PG & G牙
Optional Thread System : NPT, M, PG & G Threads
- ✘ 环保: 符合RoHs、不含卤素
Certificate: RoHs Compliance, Halogen Free
- ✘ 阻燃等级: UL94 V-0、UL94 V-2
Flammability Rating: UL94 V-0、UL94 V-2
- ✘ G, PG, M牙没有UL认证
The thread of G, PG, M have no UL Listed

- ✘ 温度等级: -20°C~+105°C
Qualify range: -20°C~+105°C
- ✘ IP等级: IP 66
IP Rate: IP 66
- ✘ 抗UV: 有
UV Resistance: Yes
- ✘ Reach: 符合
Reach: Yes
- ✘ 认证: cURus (E491228), CE
Certificate: cURus (E491228), CE

系列 FN 03

特性 卡扣式快速接头·90度
Quick Type, Elbow Type



公称尺寸 Nominal Conduit Size	螺纹 NPT Thread	型号 Part Number	每箱数量 Package /Box(Pcs)	每箱重量 Weight /Box(Kg)
10	1/4"	FN0310-NPT1/4-V0	560	3.0
13	5/16"	FN0313-NPT1/2-V0	300	2.9
16	3/8"	FN0316-NPT1/2-V0	210	2.3
21	1/2"	FN0321-NPT1/2-V0	180	2.7
28	3/4"	FN0328-NPT3/4-V0	120	2.7
34	1"	FN0334-NPT1-V0	75	2.5
42	1-1/4"	FN0342-NPT1-1/4-V0	36	1.8
54	2"	FN0354-NPT2-V0	24	1.7

公称尺寸 Nominal Conduit Size	G 螺纹 G Thread	型号 Part Number	每箱数量 Package /Box(Pcs)	每箱重量 Weight /Box(Kg)
10	1/4"	FN0310-G1/4-V0	560	3.0
13	5/16"	FN0313-G1/2-V0	300	2.9
16	3/8"	FN0316-G1/2-V0	210	2.3
21	1/2"	FN0321-G1/2-V0	180	2.7
28	3/4"	FN0328-G3/4-V0	120	2.7
34	1"	FN0334-G1-V0	75	2.5
42	1-1/4"	FN0342-G1-1/4-V0	36	1.8
54	2"	FN0354-G2-V0	24	1.7

M 螺纹 M Thread	型号 Part Number	每箱数量 Package /Box(Pcs)	每箱重量 Weight /Box(Kg)
M12	FN0310-M12-V0	560	3.0
M16	FN0313-M16-V0	300	2.9
M20	FN0316-M20-V0	210	2.3
M20	FN0321-M20-V0	180	2.7
M25	FN0328-M25-V0	120	2.7
M32	FN0334-M32-V0	75	2.5
M40	FN0342-M40-V0	36	1.8
M63	FN0354-M63-V0	24	1.7

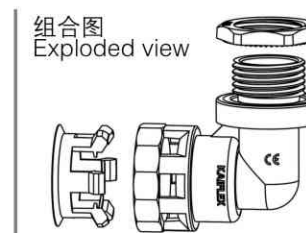
PG 螺纹 PG Thread	型号 Part Number	每箱数量 Package /Box(Pcs)	每箱重量 Weight /Box(Kg)
PG7	FN0310-PG7-V0	560	3.0
PG9	FN0313-PG9-V0	300	2.9
PG11	FN0316-PG11-V0	210	2.3
PG16	FN0321-PG16-V0	180	2.7
PG21	FN0328-PG21-V0	120	2.7
PG29	FN0334-PG29-V0	75	2.5
PG36	FN0342-PG36-V0	36	1.8
PG48	FN0354-PG48-V0	24	1.7

- 材质: PA66(UL94 V-0)、PA6(UL94 V-2)
Material: PA66(UL94 V-0)、PA6(UL94 V-2)
- 牙规选择: NPT, M, PG & G牙
Optional Thread System: NPT, M, PG & G Threads
- 环保: 符合RoHs、不含卤素
Certificate: RoHs Compliance, Halogen Free
- 阻燃等级: UL94 V-0、UL94 V-2
Flammability Rating: UL94 V-0、UL94 V-2
- G, PG, M牙没有UL认证
The thread of G, PG, M have no UL Listed

- 温度等级: -20°C~+105°C
Qualify range: -20°C~+105°C
- IP 等级: IP 66
IP Rate: IP 66
- 抗UV: 有
UV Resistance: Yes
- Reach: 符合
Reach: Yes
- 认证: cURus (E491228), CE
Certificate: cURus (E491228), CE

系列 FN 04

特性 卡扣式快速接头·90度·铜螺帽
Quick Type, Elbow Type, Metal Thread



公称尺寸 Nominal Conduit Size	螺纹 NPT Thread	型号 Part Number	每箱数量 Package /Box(Pcs)	每箱重量 Weight /Box(Kg)
10	1/4"	FN0410-NPT1/4-V0	560	11.6
13	5/16"	FN0413-NPT1/2-V0	300	11.9
16	3/8"	FN0416-NPT1/2-V0	210	8.5
21	1/2"	FN0421-NPT1/2-V0	180	7.8
28	3/4"	FN0428-NPT3/4-V0	120	8.3
34	1"	FN0434-NPT1-V0	75	8.0
42	1-1/4"	FN0442-NPT1-1/4-V0	36	5.9
54	2"	FN0454-NPT2-V0	24	6.8

公称尺寸 Nominal Conduit Size	G 螺纹 G Thread	型号 Part Number	每箱数量 Package /Box(Pcs)	每箱重量 Weight /Box(Kg)
10	1/4"	FN0410-G1/4-V0	560	11.6
13	5/16"	FN0413-G1/2-V0	300	11.9
16	3/8"	FN0416-G1/2-V0	210	8.5
21	1/2"	FN0421-G1/2-V0	180	7.8
28	3/4"	FN0428-G3/4-V0	120	8.3
34	1"	FN0434-G1-V0	75	8.0
42	1-1/4"	FN0442-G1-1/4-V0	36	5.9
54	2"	FN0454-G2-V0	24	6.8

M 螺纹 M Thread	型号 Part Number	每箱数量 Package /Box(Pcs)	每箱重量 Weight /Box(Kg)
M12	FN0410-M12-V0	560	11.6
M16	FN0413-M16-V0	300	11.9
M20	FN0416-M20-V0	210	8.5
M20	FN0421-M20-V0	180	7.8
M25	FN0428-M25-V0	120	8.3
M32	FN0434-M32-V0	75	8.0
M40	FN0442-M40-V0	36	5.9
M63	FN0454-M63-V0	24	6.8

PG 螺纹 PG Thread	型号 Part Number	每箱数量 Package /Box(Pcs)	每箱重量 Weight /Box(Kg)
PG7	FN0410-PG7-V0	560	11.6
PG9	FN0413-PG9-V0	300	11.9
PG11	FN0416-PG11-V0	210	8.5
PG16	FN0421-PG16-V0	180	7.8
PG21	FN0428-PG21-V0	120	8.3
PG29	FN0434-PG29-V0	75	8.0
PG36	FN0442-PG36-V0	36	5.9
PG48	FN0454-PG48-V0	24	6.8

- 材质: PA66(UL94 V-0)、PA6(UL94 V-2)
Material: PA66(UL94 V-0)、PA6(UL94 V-2)
- 牙规选择: NPT, M, PG & G牙
Optional Thread System: NPT, M, PG & G Threads
- 环保: 符合RoHs、不含卤素
Certificate: RoHs Compliance, Halogen Free
- 阻燃等级: UL94 V-0、UL94 V-2
Flammability Rating: UL94 V-0、UL94 V-2
- G, PG, M牙没有UL认证
The thread of G, PG, M have no UL Listed

- 温度等级: -20°C~+105°C
Qualify range: -20°C~+105°C
- IP 等级: IP 66
IP Rate: IP 66
- 抗UV: 有
UV Resistance: Yes
- Reach: 符合
Reach: Yes
- 认证: cURus (E491228), CE
Certificate: cURus (E491228), CE

系列 FN 50

Series Code

特性 强力防水型盒接头·180度
Features Advanced Liquid Tight Type, Straight Type

照片
Product Photo



组合图
Exploded view



公称尺寸 Nominal Conduit Size	螺纹 NPT Thread	型号 Part Number	每箱数量 Package /Box(Pcs)	每箱重量 Weight /Box(Kg)
10	1/4"	FN5010-NPT1/4-V0	660	8.3
13	5/16"	FN5013-NPT3/8-V0	400	7.7
16	3/8"	FN5016-NPT1/2-V0	300	7.4
21	1/2"	FN5021-NPT1/2-V0	240	6.7
28	3/4"	FN5028-NPT3/4-V0	150	6.2
34	1"	FN5034-NPT1-V0	120	5.2
42	1-1/4"	FN5042-NPT1-1/4-V0	60	4.9
48	1-1/2"	FN5048-NPT1-1/2-V0	40	4.7
54	2"	FN5054-NPT2-V0	54	4.1

公称尺寸 Nominal Conduit Size	PG 螺纹 M Thread	型号 Part Number	每箱数量 Package /Box(Pcs)	每箱重量 Weight /Box(Kg)
10	PG7	FN5010-PG7-V0	660	8.3
13	PG9	FN5013-PG9-V0	400	7.7
16	PG11	FN5016-PG11-V0	300	7.4
21	PG16	FN5021-PG16-V0	240	6.7
28	PG21	FN5028-PG21-V0	150	6.2
34	PG29	FN5034-PG29-V0	120	5.2
42	PG36	FN5042-PG36-V0	60	4.9
48	PG42	FN5048-PG42-V0	40	4.7
54	PG48	FN5054-PG48-V0	54	4.1

- ✘ 材质: PA66(UL94 V-0)、PA6(UL94 V-2)
Material: PA66(UL94 V-0)、PA6(UL94 V-2)
- ✘ 牙规选择: NPT, M, PG牙
Optional Thread System: NPT, M & PG Threads
- ✘ 环保: 符合RoHs、不含卤素
Certificate: RoHs Compliance, Halogen Free
- ✘ 阻燃等级: UL94 V-0、UL94 V-2
Flammability Rating: UL94 V-0、UL94 V-2

M 螺纹 M Thread	型号 Part Number	每箱数量 Package /Box(Pcs)	每箱重量 Weight /Box(Kg)
M12	FN5010-M12-V0	660	8.3
M16	FN5013-M16-V0	400	7.7
M16	FN5016-M16-V0	300	7.4
M20	FN5021-M20-V0	240	6.7
M25	FN5028-M25-V0	150	6.2
M32	FN5034-M32-V0	120	5.2
M40	FN5042-M40-V0	60	4.9
M50	FN5048-M50-V0	40	4.7
M63	FN5054-M63-V0	54	4.1



KAIFLEX®

认证: cURus (E491228), CE
Certificate: cURus (E491228), CE

- ✘ 温度等级: -20°C~+105°C
Qualify range: -20°C~+105°C
- ✘ IP等级: IP 66 ✘ Reach: 符合
IP Rate: IP 66 Reach: Yes
- ✘ 抗UV: 有
UV Resistance: Yes
- ✘ PG, M牙没有UL认证
The thread of PG, M have no UL Listed

系列 FN 53

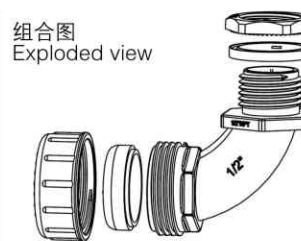
Series Code

特性 强力防水型盒接头·90度
Features Advanced Liquid Tight Type, Elbow Type

照片
Product Photo



组合图
Exploded view



公称尺寸 Nominal Conduit Size	螺纹 NPT Thread	型号 Part Number	每箱数量 Package /Box(Pcs)	每箱重量 Weight /Box(Kg)
10	1/4"	FN5310-NPT1/4-V0	560	7.8
13	5/16"	FN5313-NPT3/8-V0	300	6.8
16	3/8"	FN5316-NPT1/2-V0	210	6.1
21	1/2"	FN5321-NPT1/2-V0	180	5.8
28	3/4"	FN5328-NPT3/4-V0	120	5.9
34	1"	FN5334-NPT1-V0	75	4.5
42	1-1/4"	FN5342-NPT1-1/4-V0	36	4.2
48	1-1/2"	FN5348-NPT1-1/2-V0	36	4.3
54	2"	FN5354-NPT2-V0	24	3.1

公称尺寸 Nominal Conduit Size	PG 螺纹 M Thread	型号 Part Number	每箱数量 Package /Box(Pcs)	每箱重量 Weight /Box(Kg)
10	PG7	FN5310-PG7-V0	560	7.8
13	PG9	FN5313-PG9-V0	300	6.8
16	PG11	FN5316-PG11-V0	210	6.1
21	PG16	FN5321-PG16-V0	180	5.8
28	PG21	FN5328-PG21-V0	120	5.9
34	PG29	FN5334-PG29-V0	75	4.5
42	PG36	FN5342-PG36-V0	36	4.2
48	PG42	FN5348-PG42-V0	36	4.3
54	PG48	FN5354-PG48-V0	24	3.1

- ✘ 材质: PA66(UL94 V-0)、PA6(UL94 V-2)
Material: PA66(UL94 V-0)、PA6(UL94 V-2)
- ✘ 牙规选择: NPT, M, PG牙
Optional Thread System: NPT, M & PG Threads
- ✘ 环保: 符合RoHs、不含卤素
Certificate: RoHs Compliance, Halogen Free
- ✘ 阻燃等级: UL94 V-0、UL94 V-2
Flammability Rating: UL94 V-0、UL94 V-2



KAIFLEX®

认证: cURus (E491228), CE
Certificate: cURus (E491228), CE

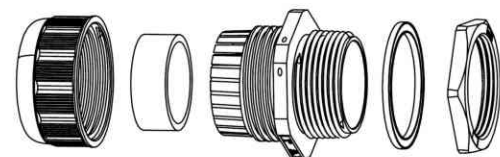
- ✘ 温度等级: -20°C~+105°C
Qualify range: -20°C~+105°C
- ✘ IP等级: IP 66 ✘ Reach: 符合
IP Rate: IP 66 Reach: Yes
- ✘ 抗UV: 有
UV Resistance: Yes
- ✘ PG, M牙没有UL认证
The thread of PG, M have no UL Listed

系列 CG 50
Series Code
特性 电缆接头·180度
Features Nonmetallic Nylon Cable Gland, Straight Type

照片
Product Photo



组合图
Exploded view



电缆尺寸 Cable Size (min) (max)	LdN 螺纹 NPT Thread	V2 型号 Part Number	每箱数量 Package /Box(Pcs)	每箱重量 Weight /Box(Kg)
4 10	1/2"	CG50-21NPT1/2PA-10	460	5.5
10 14	1/2"	CG50-21NPT1/2PA-14	400	7.6
14 18	3/4"	CG50-21NPT3/4PA-18	360	9.7
18 25	1"	CG50-21NPT1PA-25	300	9.9
25 32	1-1/4"	CG50-21NPT1-1/4PA-32	160	8.7
32 38	1-1/2"	CG50-21NPT1-1/2PA-38	80	6.6
38 44	2"	CG50-21NPT2PA-44	60	5.7

M 螺纹 M Thread	V2 型号 Part Number	每箱数量 Package /Box(Pcs)	每箱重量 Weight /Box(Kg)
M16	CG50-21M16PA-10	460	5.5
M20	CG50-21M20PA-14	400	7.6
M25	CG50-21M25PA-18	360	9.7
M32	CG50-21M32PA-25	300	9.9
M40	CG50-21M40PA-32	160	8.7
M50	CG50-21M50PA-38	80	6.6
M63	CG50-21M63PA-44	60	5.7

电缆尺寸 Cable Size (min) (max)	PG 螺纹 PG Thread	V2 型号 Part Number	每箱数量 Package /Box(Pcs)	每箱重量 Weight /Box(Kg)
4 10	PG11	CG50-21PG11PA-10	460	5.5
10 14	PG16	CG50-21PG16PA-14	400	7.6
14 18	PG21	CG50-21PG21PA-18	360	9.7
18 25	PG29	CG50-21PG29PA-25	300	9.9
25 32	PG36	CG50-21PG36PA-32	160	8.7
32 38	PG42	CG50-21PG42PA-38	80	6.6
38 44	PG48	CG50-21PG48PA-44	60	5.7

UL认证编号: E517079
Certificate No: E517079

- ❑ 材质: PA66
Material: PA66
- ❑ 牙规选择: NPT, M, PG牙
Optional Thread System: NPT, M & PG Threads
- ❑ 环保: 符合RoHs、不含卤素
Certificate: RoHs Compliance, Halogen Free
- ❑ 阻燃等级: UL94 V-2
Flammability Rating: UL94 V-2

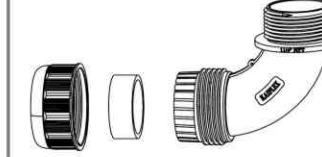
- ❑ 温度等级: -20°C~+105°C
Qualify range: -20°C~+105°C
- ❑ 抗UV: F1
UV Resistance: F1
- ❑ Reach: 符合
Reach: Yes
- ❑ 认证: CE、cURus(M/PG)、cULus(NPT)
Certificate: CE、cURus(M/PG)、cULus(NPT)

系列 CG 53
Series Code
特性 电缆接头·90度
Features Nonmetallic Nylon Cable Gland, Elbow Type

照片
Product Photo



组合图
Exploded view



电缆尺寸 Cable Size (min) (max)	LdN 螺纹 NPT Thread	V2 型号 Part Number	每箱数量 Package /Box(Pcs)	每箱重量 Weight /Box(Kg)
4 10	1/2"	CG53-21NPT1/2PA-10	440	7.7
10 14	1/2"	CG53-21NPT1/2PA-14	400	8.0
14 18	3/4"	CG53-21NPT3/4PA-18	200	5.7
18 25	1"	CG53-21NPT1PA-25	160	7.5
25 32	1-1/4"	CG53-21NPT1-1/4PA-32	100	7.4
32 38	1-1/2"	CG53-21NPT1-1/2PA-38	40	3.6
38 44	2"	CG53-21NPT2PA-44	30	4.0

M 螺纹 M Thread	V2 型号 Part Number	每箱数量 Package /Box(Pcs)	每箱重量 Weight /Box(Kg)
M16	CG53-21M16PA-10	440	7.7
M20	CG53-21M20PA-14	400	8.0
M25	CG53-21M25PA-18	200	5.7
M32	CG53-21M32PA-25	160	7.5
M40	CG53-21M40PA-32	100	7.4
M50	CG53-21M50PA-38	40	3.6
M63	CG53-21M63PA-44	30	4.0

电缆尺寸 Cable Size (min) (max)	PG 螺纹 PG Thread	V2 型号 Part Number	每箱数量 Package /Box(Pcs)	每箱重量 Weight /Box(Kg)
4 10	PG11	CG53-21PG11PA-10	440	7.7
10 14	PG16	CG53-21PG16PA-14	400	8.0
14 18	PG21	CG53-21PG21PA-18	200	5.7
18 25	PG29	CG53-21PG29PA-25	160	7.5
25 32	PG36	CG53-21PG36PA-32	100	7.4
32 38	PG42	CG53-21PG42PA-38	40	3.6
38 44	PG48	CG53-21PG48PA-44	30	4.0

UL认证编号: E517079
Certificate No: E517079

- ❑ 材质: PA66
Material: PA66
- ❑ 牙规选择: NPT, M, PG牙
Optional Thread System: NPT, M & PG Threads
- ❑ 环保: 符合RoHs、不含卤素
Certificate: RoHs Compliance, Halogen Free
- ❑ 阻燃等级: UL94 V-2
Flammability Rating: UL94 V-2

- ❑ 温度等级: -20°C~+105°C
Qualify range: -20°C~+105°C
- ❑ 抗UV: F1
UV Resistance: F1
- ❑ Reach: 符合
Reach: Yes
- ❑ 认证: CE、cURus(M/PG)、cULus(NPT)
Certificate: CE、cURus(M/PG)、cULus(NPT)

工业机器人用柔韧管 Super Flexible Tubing(TPEE)



产品规格/Product Specification

型号 Type	英寸 Inch (")	内径 I.D. (mm)	外径 O.D. (mm)	弯曲半径 Bending Radius (mm)	每卷长度 Package/Roll (m)	包装尺寸 Measurement (LxWxH mm)
TPFENA-34	1	28.6±0.4	34.2±0.4	70	25	550X550X200
TPFENA-42	1-1/4	35.2±0.4	42.0±0.4	100	25	450X450X280
TPFENA-54	2	47.1±0.5	54.0±0.5	125	25	770X770X280

温度等级: -30°C ~+130°C
Qualify range: -30°C ~+130°C

材质: TPEE
Material: TPEE

摇摆测试: 300万次
Swing test: 3 Million times

IP 等级: IP 66
IP Rate: IP 66

抗UV: 无
UV Resistance: No

尺寸: 1", 1-1/4", 2"
Size: 1", 1-1/4", 2"

颜色: 黑色
Color: Black

可挠性: 超高级
Flexibility: High

RoHS: 符合
RoHS: Yes



机器人管线包配件 Accessories

固定座 Permanent Seat



规格 Type	型号 Part Number
D29	KF-D29-001
D36	KF-D36-001
D48	KF-D48-001

定位环 Locating Ring



规格 Type	型号 Part Number
D29	KF-D29-002
D36	KF-D36-002
D48	KF-D48-002

防撞块 Anti-collision ring



规格 Type	型号 Part Number
D29	KF-D29-003
D36	KF-D36-003
D48	KF-D48-003

末端套筒 End sleeve



规格 Type	型号 Part Number
D29	KF-D29-004
D36	KF-D36-004
D48	KF-D48-004

前端套筒 Front-end sleeve



规格 Type	型号 Part Number
D29	KF-D29-005
D36	KF-D36-005
D48	KF-D48-005

球形适配器 Spherical adapter



规格 Type	型号 Part Number
D29	KF-D29-006
D36	KF-D36-006
D48	KF-D48-006

活动瓦形件 Movable Accessories



规格 Type	型号 Part Number
D29	KF-D29-007
D36	KF-D36-007
D48	KF-D48-007

导向套筒 Pilot sleeve



规格 Type	型号 Part Number
D29	KF-D29-008
D36	KF-D36-008
D48	KF-D48-008

分线器 Deconcentrator



规格 Type	型号 Part Number
D29	KF-D29-009
D36	KF-D36-009
D48	KF-D48-009



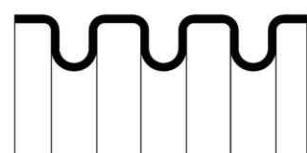
UL 认证编号: E533399
Certificate No.: E533399

cULus (1/2, 3/4, 1)
 UL (1-1/4, 1-1/2)

✦ 特性/Features:

- ✦ 温度范围: -20°C ~ +50°C
Temperature Range: -20°C ~ +50°C
- ✦ IP 等级: IP 66
IP Rating: IP 66
- ✦ 颜色: 管身灰色+蓝色色条
Color: Gray with blue stripe
- ✦ 阻燃性: FT4
Fire Retardant: FT4

- ✦ 可挠性: 可弯曲
Flexibility: Pliable
- ✦ 直接埋于地下使用
Straight inbuilt (bury)
- ✦ RoHS: 符合
RoHS Compliance: Yes
- ✦ UL 认证编号: E533399
Certificate No.: E533399



UL 认证编号/Certificate No.: E533399
cULus (1/2, 3/4, 1) & UL (1-1/4, 1-1/2)



UL 认证编号: E533399
Certificate No.: E533399
cULus (1/2, 3/4, 1) & UL (1-1/4, 1-1/2)

✦ 产品规格/Product Specification

型号 Type	英寸 Inch (")	内径 I.D. (mm)	外径 O.D. (mm)	弯曲半径 Bending Radius(mm)	每条长度 Package/ Stripe(ft/m)
PENTGB-1/2-S	1/2	14.58~16.00	21.13~21.54	87	10/3
PENTGB-3/4-S	3/4	19.66~21.18	26.42~26.92	119	10/3
PENTGB-1-S	1	25.37~26.90	33.15~33.66	152	10/3
PENTGB-1-1/4-S	1-1/4	33.73~35.36	41.86~42.47	204	10/3
PENTGB-1-1/2-S	1-1/2	39.57~41.20	47.96~48.56	239	10/3

型号 Type	英寸 Inch (")	内径 I.D. (mm)	外径 O.D. (mm)	弯曲半径 Bending Radius(mm)	每卷长度 Package/ Coil(ft/m)
PENTGB-1/2-C	1/2	14.58~16.00	21.13~21.54	87	200/61
PENTGB-3/4-C	3/4	19.66~21.18	26.42~26.92	119	100/30.5
PENTGB-1-C	1	25.37~26.90	33.15~33.66	152	100/30.5
PENTGB-1-1/4-C	1-1/4	33.73~35.36	41.86~42.47	204	500/152.5
PENTGB-1-1/2-C	1-1/2	39.57~41.20	47.96~48.56	239	300/91.5

型号 Type	英寸 Inch (")	内径 I.D. (mm)	外径 O.D. (mm)	弯曲半径 Bending Radius(mm)	每轴长度 Package/ Reel(ft/m)
PENTGB-1/2-R	1/2	14.58~16.00	21.13~21.54	87	1500/450
PENTGB-3/4-R	3/4	19.66~21.18	26.42~26.92	119	1000/305
PENTGB-1-R	1	25.37~26.90	33.15~33.66	152	750/225
PENTGB-1-1/4-R	1-1/4	33.73~35.36	41.86~42.47	204	1000/305
PENTGB-1-1/2-R	1-1/2	39.57~41.20	47.96~48.56	239	750/225



单勾轻量型/Square-lock ※
镀锌钢/Galvanized Steel ※
尺寸/Size: 3/8"~2" ※
RoHS Compliant ※
IP 66 ※



KAIFLEX PLTG13PVC-1/2 IP66



3/8"~2" · 单勾型 · 加棉线
3/8"~2", Square-lock, with cotton

全系列产品具备良好的柔软性，便于配线布放。适用于一般商用建筑、工业厂房、造船厂、船舶和电脑机房...等等。

The products have good flexibility for easy wiring. Applicable for commercial buildings, industrial plant, shipyards, marine or boat, computer rooms and etc..

- ☒ 温度等级: -20°C~+80°C
Qualify range: -20°C~+80°C
- ☒ 阻燃性:自熄
Fire Retardant:Self-extinguishing
- ☒ 抗 UV:有
UV Resistance:Yes
- ☒ 颜色:灰色/黑色(标准色) · 其它颜色可洽谈订制
Jacket Color:Grey/Black (Standard), other colors are available by consult.
- ☒ 可挠性:中级
Flexibility:Medium
- ☒ IP 等级:IP 66
IP Rating:IP 66
- ☒ RoHS:符合
RoHSCompliance:/Yes



☒ 产品规格/Product Specification

型号 Type	公称尺寸 Inch/mm	内径/I.D. (mm)	外径/O.D. (mm)	弯曲半径(mm) Bending Radius	每卷长度 Roll(ft/m)	搭配接头型号 Fittings
PLTG13PVC-3/8	3/8(12)	12.29 ~ 12.80	17.50 ~ 18.00	50.8	100/30.5	AZ50(IP 66) AZ51(IP 66) AZ52(IP 40) AZ53(IP 66)
PLTG13PVC-1/2	1/2(16)	15.80 ~ 16.31	20.80 ~ 21.30	82.55	100/30.5	
PLTG13PVC-3/4	3/4(21)	20.83 ~ 21.34	25.20 ~ 26.70	107.95	100/30.5	
PLTG13PVC-1	1(27)	26.44 ~ 27.08	32.80 ~ 33.40	165.1	100/30.5	
PLTG13PVC-1-1/4	1-1/4(35)	35.05 ~ 35.81	41.40 ~ 42.20	203.2	50/15.3	
PLTG23PVC-1-1/2	1-1/2(41)	40.01 ~ 40.64	47.40 ~ 48.30	228.6	50/15.3	
PLTG23PVC-2	2(53)	51.31 ~ 51.94	59.40 ~ 60.30	282.6	25/7.6	



双勾抗拉型/Interlocked ※
镀锌钢/Galvanized Steel ※
尺寸/Size: 10~75 ※
RoHS Compliant ※
IP 66 ※



※ 认证/Certificate: CE, IEC EN 61386



双勾型
Interlocked

通过EN61386标准测试，具备极佳的抗拉及抗冲击性能，可适应环境条件较严苛的使用场所。包含一般商用建筑，工业厂房，造船厂，船舶和电脑机房...等等

This series is certified with the standard EN 61386 for full trade size. The products have excellent tensile and impact resistance for applications where are more critical in environment conditions, including commercial buildings, industrial plant, shipyards, marine or boat, computer rooms and etc..

- ☒ 温度等级: -25°C~+90°C
Qualify range: -25°C~+90°C
- ☒ 阻燃性:自熄
Fire Retardant:Self-extinguishing
- ☒ 颜色:灰色/黑色(标准色) · 其它颜色可洽谈订制
Jacket Color:Grey/Black (Standard), other colors are available by consult.
- ☒ 可挠性:中级
Flexibility:Medium
- ☒ IP 等级:IP 66
IP Rating:IP 66
- ☒ 产品规格/Product Specification
- ☒ 抗 UV:有
UV Resistance:Yes
- ☒ RoHS:符合
RoHSCompliance:/Yes

型号 Type	公称尺寸 Inch/mm	内径/I.D. (mm)	外径/O.D. (mm)	弯曲半径(mm) Bending Radius	每卷长度 Roll(ft/m)	搭配接头型号 Fittings
PLTG23PVC-10	10	6.2	12.0	30	100/30.5	AZ50(IP 66) AZ51(IP 66) AZ52(IP 40) AZ53(IP 66)
PLTG23PVC-12	12	9.8	14.6	40	100/30.5	
PLTG24PVC-16	16	12.3	18.0	48	100/30.5	
PLTG24PVC-20	20	15.8	21.3	60	100/30.5	
PLTG24PVC-25	25	20.8	26.7	75	100/30.5	
PLTG24PVC-32	32	26.3	33.4	96	100/30.5	
PLTG24PVC-40	40	34.9	42.2	160	50/15.3	
PLTG24PVC-50	50	40.0	48.3	200	50/15.3	
PLTG24PVC-63	63	51.3	60.3	252	25/7.6	
PLTG24PVC-75	75	63.0	73.0	300	25/7.6	

系列 AZ 50
Series Code
特性 180度盒接头组·防水·锌合金
Features Straight Type·Water Seal·Zinc Alloy
照片
Product Photo



公称尺寸 Nominal Conduit Size (mm) (inch)	LdN 螺纹 NPT Thread	型号 Part Number	每箱数量 Package /Box(Pcs)	每箱重量 Weight /Box(Kg)
12 3/8	1/2"	NPT1/2-AZ50-3/8	500	20.9
16 1/2	1/2"	NPT1/2-AZ50-1/2	500	35.4
21 3/4	3/4"	NPT3/4-AZ50-3/4	300	30
27 1	1"	NPT1-AZ50-1	160	24.5
35 1-1/4	1-1/4"	NPT1-1/4-AZ50-1-1/4	100	20.6
41 1-1/2	1-1/2"	NPT1-1/2-AZ50-1-1/2	60	19.8
53 2	2"	NPT2-AZ50-2	50	27.6

温度等级
Quality range -20°C~+90°C
IP 等级
IP Rating IP 66 (搭配PLTG13PVC和PLTG23PVC系列金属软管)
IP 66 (Fit with conduit series: PLTG13PVC & PLTG23PVC)
表面处理
Surface Finish 镀锌 (可依客户需求订制)
Zinc plated, other treatments are available by consult.
RoHS 符合/Yes
认证
Certificate CE

组合图
Exploded view



备注
Note 标准包装尺寸: 380*300*230
Standard Package Size: 380*300*230
每箱数量非最小订购量
Standard package is not the MOQ

系列 AZ 51
Series Code
特性 180度EMT内螺牙接头·防水·锌合金·Zinc Alloy
Features Straight Inner Threaded Connector·Water Seal



公称尺寸 Nominal Conduit Size (mm) (inch)	LdN 螺纹 NPT Thread	型号 Part Number	每箱数量 Package /Box(Pcs)	每箱重量 Weight /Box(Kg)
12 3/8	1/2"	NPT1/2-AZ51-3/8	500	22.9
16 1/2	1/2"	NPT1/2-AZ51-1/2	500	30.9
21 3/4	3/4"	NPT3/4-AZ51-3/4	300	26.4
27 1	1"	NPT1-AZ51-1	160	22.2
35 1-1/4	1-1/4"	NPT1-1/4-AZ51-1-1/4	100	17.9
41 1-1/2	1-1/2"	NPT1-1/2-AZ51-1-1/2	60	17.6
53 2	2"	NPT2-AZ51-2	50	28.9

温度等级
Quality range -20°C~+90°C
IP 等级
IP Rating IP 66 (搭配PLTG13PVC和PLTG23PVC系列金属软管)
IP 66 (Fit with conduit series: PLTG13PVC & PLTG23PVC)
表面处理
Surface Finish 镀锌 (可依客户需求订制)
Zinc plated, other treatments are available by consult.
RoHS 符合/Yes
认证
Certificate CE

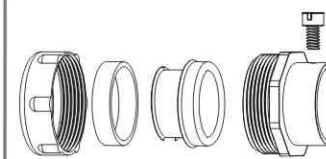
系列 AZ 52
Series Code
特性 180度EMT螺固接头·锌合金
Features Straight EMT Connector·Zinc Alloy
照片
Product Photo



公称尺寸 Nominal Conduit Size (mm) (inch)	EMT 管规格 EMT Type	型号 Part Number	每箱数量 Package /Box(Pcs)	每箱重量 Weight /Box(Kg)
12 3/8	1/2"	AZ52-3/8	500	19.6
16 1/2	1/2"	AZ52-1/2	500	22.9
21 3/4	3/4"	AZ52-3/4	300	20.7
27 1	1"	AZ52-1	160	15.9
35 1-1/4	1-1/4"	AZ52-1-1/4	100	17
41 1-1/2	1-1/2"	AZ52-1-1/2	60	13.7
53 2	2"	AZ52-2	50	17.7

温度等级
Quality range -20°C~+90°C
IP 等级
IP Rating IP 66 (搭配PLTG13PVC和PLTG23PVC系列金属软管)
IP 66 (Fit with conduit series: PLTG13PVC & PLTG23PVC)
表面处理
Surface Finish 镀锌 (可依客户需求订制)
Zinc plated, other treatments are available by consult.
RoHS 符合/Yes
认证
Certificate CE

组合图
Exploded view



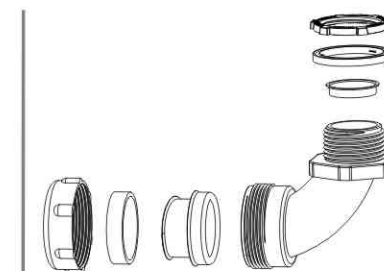
备注
Note 标准包装尺寸: 380*300*230
Standard Package Size: 380*300*230
每箱数量非最小订购量
Standard package is not the MOQ

系列 AZ 53
Series Code
特性 90度盒接头·防水·锌合金
Features 90 Degree Elbow·Water Seal·Zinc Alloy
照片
Product Photo



公称尺寸 Nominal Conduit Size (mm) (inch)	LdN 螺纹 NPT Thread	型号 Part Number	每箱数量 Package /Box(Pcs)	每箱重量 Weight /Box(Kg)
12 3/8	1/2"	NPT1/2-AZ53-3/8	200	16.2
16 1/2	1/2"	NPT1/2-AZ53-1/2	200	17.2
21 3/4	3/4"	NPT1/2-AZ53-3/4	160	18.6
27 1	1"	NPT1/2-AZ53-1	100	19
35 1-1/4	1-1/4"	NPT1/2-AZ53-1-1/4	39	12.7
41 1-1/2	1-1/2"	NPT1/2-AZ53-1-1/2	30	12.7
53 2	2"	NPT1/2-AZ53-2	16	9

温度等级
Quality range -20°C~+90°C
IP 等级
IP Rating IP 66 (搭配PLTG13PVC和PLTG23PVC系列金属软管)
IP 66 (Fit with conduit series: PLTG13PVC & PLTG23PVC)
表面处理
Surface Finish 镀锌 (可依客户需求订制)
Zinc plated, other treatments are available by consult.
RoHS 符合/Yes
认证
Certificate CE



备注
Note 标准包装尺寸: 380*300*230
Standard Package Size: 380*300*230
每箱数量非最小订购量
Standard package is not the MOQ



CE

- ※ 结构: 双扣型
Structure: Interlock
- ※ 公称尺寸: 1/4"~2"
Nominal Conduit Size: 1/4"~2"
- ※ 材质: 镀锌钢
Material: Galvanized Steel
- ※ PVC护套/PU护套/LSZH护套
PVC/PU/LSZH Jacket
- ※ 抗UV: 有
UV Resistance: By ordering
- ※ 抗拉力>1000N
Tensile Resistance>1000N
- ※ 符合 RoHS
RoHS Compliant
- ※ IP 40~IP 66

本系列加强型产品的结构设计被改造得更为紧实, 直接提升了电气保护金属软管的防护效能, 升级了抗拉、抗冲击和抗破坏功能, 满足了各种严苛、恶劣环境的应用要求, 是可靠的, 具有长效保护效果的选择方案。This "Reinforced Type" product has been reformed to be much tighter on profile. That has enhanced the protective effectiveness of the metal flexible conduit. The upgrade performances of tensile resistance, impact resistance & anti damage fulfill the application requirements for harsh or severe environments.

应用: 广泛用于建筑物的综合布线及建筑装饰行业、石油、化工、铁路、建筑、电力、核能、冶金、纺织、印染、橡胶、塑料、造纸等行业之电线电气保护。
Application: Extensively applied in petrochemical and refining industry, infrastructure, construction, critical power, nuclear energy, metallurgy and etc. Required cable wire protection.



产品规格/Product Specification

双扣型/Interlock

型号 Type	英寸/Inch (")	内径/I.D. (mm)	外径/O.D. (mm)	披覆后外径 O.D.+PVC (mm)	包装/Packing (m/roll)
P095150G2F1	1/4	9.5	12.5	15.0	50
P125177G2F1	3/8	12.5	15.7	17.7	50
P161213G2F1	1/2	16.1	19.5	21.3	50
P191245G2F1	-	19.1	22.2	24.5	50
P208267G2F1	3/4	20.8	24.3	26.7	40
P260330G2F1	1	26.0	30.0	33.0	30
P350412G2F1	1-1/4	35.0	40.0	41.2	30
P400478G2F1	1-1/2	40.0	45.0	47.8	20
P510594G2F1	2	51.0	56.0	59.4	10



CE

- ※ 结构: 单扣型
Structure: Square-lock
- ※ 公称尺寸: 1/4"~4"
Nominal Conduit Size: 1/4"~4"
- ※ 材质: 镀锌钢
Material: Galvanized Steel
- ※ IP 40~IP 66



- ※ PVC护套/PU护套/LSZH护套
PVC/PU/LSZH Jacket

- ※ 符合 RoHS
RoHS Compliant

- ※ 抗UV: 有
UV Resistance: By ordering

本系列软管适用于各类工业、商业或居住用建筑物、电梯、机械、汽车、通讯网络和电力系统...等方面的电线、数据线缆及讯号线的保护。

Widely used for protection of power, data and signal cables in/on industrial, commercial or residential buildings, elevators, machines, automobile, telecommunication network, power supply system and etc.



产品规格/Product Specification

单扣型/Squarelock

型号 Type	英寸/Inch (")	内径/I.D. (mm)	外径/O.D. (mm)	披覆后外径 O.D.+PVC (mm)	包装/Packing (m/roll)
P095132G1F2	1/4	9.5	12.5	13.2	50
P100140G1F2	-	10.0	12.0	14.0	50
P125166G1F2	3/8	12.5	15.7	16.6	50
P161205G1F2	1/2	16.1	19.5	20.5	50
P191230G1F2	-	19.1	22.2	23.0	50
P208255G1F2	3/4	20.8	24.3	25.5	40
P220268G1F2	-	22.0	25.6	26.8	40
P264316G1F2	1	26.4	30.0	31.6	30
P312370G1F2	-	31.2	35.5	37.0	30
P345396G1F2	1-1/4	34.5	38.0	39.6	30
P400468G1F2	1-1/2	40.0	45.0	46.8	20
P510586G1F2	2	51.0	57.0	58.6	10
P630735G1F2	2-1/2	63.0	70.5	73.5	10
P765855G1F2	3	76.5	83.0	85.5	10
P10201125G1F2	4	102.0	110.0	112.5	10



- ※ 结构: 双扣型
Structure: Interlock
- ※ 公称尺寸: 1/4"~2"
Nominal Conduit Size: 1/4"~2"
- ※ 材质: 不锈钢
Material: Stainless Steel
- ※ PVC护套/PU护套/LSZH护套
PVC / PU /LSZH Jacket
- ※ 抗UV: 有
UV Resistance: By ordering
- ※ 抗拉力>1000N
Tensile Resistance>1000N
- ※ 符合 RoHS
RoHS Compliant
- ※ IP 40~IP 66

本系列加强型产品的结构设计被改造得更更为紧实, 直接提升了电气保护金属软管的防护效能, 升级了抗拉、抗冲击和抗破坏功能, 满足了各种严苛、恶劣环境的应用要求, 是可靠的, 具有长效保护效果的选择方案。This "Reinforced Type" product has been reformed to be much tighter on profile. That has enhanced the protective effectiveness of the metal flexible conduit. The upgrade performances of tensile resistance, impact resistance & anti damage fulfill the application requirements for harsh or severe environments.



产品规格/Product Specification

双扣型/Interlock

型号 Type	英寸/Inch (")	内径/I.D. (mm)	外径/O.D. (mm)	披覆后外径 O.D.+PVC (mm)	包装/Packing (m/roll)
P095150S2F1	1/4	9.5	12.5	15.0	50
P125177S2F1	3/8	12.5	15.7	17.7	50
P161213S2F1	1/2	16.1	19.5	21.3	50
P191245S2F1	-	19.1	22.2	24.5	50
P208267S2F1	3/4	20.8	24.3	26.7	40
P220280S2F1	-	22.0	25.7	28.0	40
P260330S2F1	1	26.0	30.0	33.0	30
P340422S2F1	1-1/4	34.0	40.0	42.2	30
P400478S2F1	1-1/2	40.0	45.0	47.8	20
P510594S2F1	2	51.0	56.0	59.4	10



- ※ 结构: 单扣型
Structure: Square-lock
- ※ 公称尺寸: 1/4"~4"
Nominal Conduit Size: 1/4"~4"
- ※ 材质: 不锈钢
Material: Stainless Steel



- ※ 符合 RoHS
RoHS Compliant
- ※ PVC护套/PU护套/LSZH护套
PVC / PU /LSZH Jacket
- ※ 抗UV: 有
UV Resistance: By ordering
- ※ IP 40~IP 66

本系列软管适用于各类工业, 商业或居住用建筑物、电梯、机械、汽车、通讯网络和电力系统...等方面的电线、数据线缆及讯号线的保护。Widely used for protection of power, data and signal cables in/on industrial, commercial or residential buildings, elevators, machines, automobile, telecommunication network, power supply system and etc.



产品规格/Product Specification

单扣型/Squarelock

型号 Type	英寸/Inch (")	内径/I.D. (mm)	外径/O.D. (mm)	披覆后外径 O.D.+PVC (mm)	包装/Packing (m/roll)
P095132S1F2	1/4	9.5	12.5	13.2	50
P125166S1F2	3/8	12.5	15.7	16.6	50
P161205S1F2	1/2	16.1	19.5	20.5	50
P191230S1F2	-	19.1	22.2	23.0	50
P208255S1F2	3/4	20.8	24.3	25.5	40
P220268S1F2	-	22.0	25.6	26.8	40
P264316S1F2	1	26.4	30.0	31.6	30
P345396S1F2	1-1/4	34.5	38.0	39.6	30
P400468S1F2	1-1/2	40.0	45.0	46.8	20
P510586S1F2	2	51.0	57.0	58.6	10
P630735S1F2	2-1/2	63.0	70.5	73.5	10
P765855S1F2	3	76.5	83.0	85.5	10
P10201125S1F2	4	102.0	110.0	112.5	10

✘ 电气保护管/Flexible Conduit-AS(亚洲版)



- ※ 结构: 双扣型
Structure: Interlock
- ※ PVC护套/PU护套/LSZH护套
PVC/PU/LSZH Jacket
- ※ 镀锌钢/不锈钢
Galvanized Steel/Stainless Steel
- ※ 符合 RoHS
RoHS Compliant
- ※ 公称尺寸: 1/4"~2"
Nominal Conduit Size: 1/4"~2"
- ※ IP 40~IP 66



全系列尺寸迎合亚洲市场普遍使用的规格,适用于有防潮、阻燃和耐腐蚀的保护需求下使用。另提供双勾系列供选用,适合在有抗拉、抗冲击需求的环境中使用。

Full range of conduit size meets with the system normally used in Asia market. Suitable for wire and cable protection and featured with watertight, fire retardant and corrosion resistant. We also provide interlocked conduit that is excellent in tensile strength for electrical protection on railway system, marines and where especially require high tensile strength or impact resistance.



▲ 双扣型镀锌钢软管(PLTG23PVC-1)
Interlocked Galvanized Steel



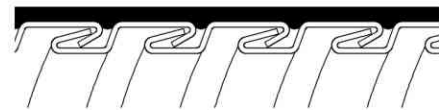
▲ 双扣型不锈钢软管(PLTS23PVC)
Interlocked Stainless Steel



▲ 双扣型镀锌钢软管(PLTG23LSZH)
Interlocked Galvanized Steel



▲ 双扣型镀锌钢软管(PLTG23PU)
Interlocked Galvanized Steel



双扣型剖面图
Interlocked Profile

✘ 产品规格/Product Specification

型号 Type	英寸/Inch (")	内径/I.D. (mm)	披覆后外径 O.D.+PVC(mm)	弯曲半径(mm) Bending Radius	包装/Packing (ft/m)
PLTG23PVC-1/4	1/4	6.2	12.0	30.0	100/30.5
PLTG23PVC-5/16	5/16	9.8	14.6	40.0	100/30.5
PLTG23PVC-3/8	3/8	12.3	18.0	60.8	100/30.5
PLTG23PVC-1/2	1/2	15.8	21.3	92.6	100/30.5
PLTG23PVC-3/4	3/4	20.8	26.7	117.9	100/30.5
PLTG23PVC-1	1	26.3	33.4	175.1	100/30.5
PLTG23PVC-1-1/4	1-1/4	34.9	42.2	213.2	50/15.3
PLTG23PVC-1-1/2	1-1/2	40.0	48.3	238.6	50/15.3
PLTG23PVC-2	2	51.3	60.3	292.6	25/7.6

✘ 电气保护管/Flexible Conduit-AS(亚洲版)



- ※ 结构: 单扣型
Structure: Square-lock
- ※ 公称尺寸: 1/4"~4"
Nominal Conduit Size: 1/4"~4"
- ※ 符合 RoHS
RoHS Compliant
- ※ 镀锌钢/不锈钢
Galvanized Steel/Stainless Steel
- ※ PVC护套/PU护套/LSZH护套
PVC/PU/LSZH Jacket
- ※ IP 40~IP 64



本系列软管适用于各类工业,商业或居住用建筑物、电梯、机械、汽车、通讯网络和电力系统...等方面的电线、数据线缆及讯号线的保护。另提供双勾系列供选用,适合在有抗拉需求的环境中使用,如:铁道系统、船舶、电梯...等。

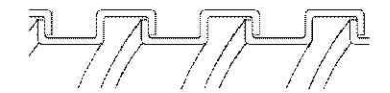
Widely used for protection of power, data and signal cables in/on industrial, commercial or residential buildings, elevators, machines, automobile, telecommunication network, power supply system and etc. We also provide interlocked conduit that is excellent in tensile strength for electrical protection on railway system, marines and where especially require high tensile strength or impact resistance.



▲ 单扣型镀锌钢软管(PAG13X-1)
Square-lock Galvanized Steel



▲ 单扣型不锈钢软管(PAS13X)
Square-lock Stainless Steel



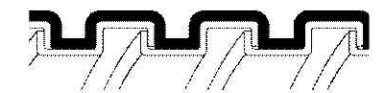
▲ 单扣型剖面图
Square-lock Profile



▲ 单扣型镀锌钢软管(PAG13PVC-1)
Square-lock Galvanized Steel



▲ 单扣型不锈钢软管(PAS13PVC)
Square-lock Stainless Steel



▲ 单扣型剖面图
Square-lock Profile

✘ 产品规格/Product Specification

型号 Type	英寸/Inch (")	内径/I.D. (mm)	外径/O.D. (mm)	披覆后外径 O.D.+PVC(mm)	弯曲半径(mm) Bending Radius	包装/Packing (m/roll)
PAG13PVC-1/4	1/4	8.0	10.7	11.5	30	50
PAG13PVC-5/16	5/16	10.3	13.0	14.0	60	50
PAG13PVC-3/8	3/8	12.6	15.6	16.6	70	50
PAG13PVC-1/2	1/2	16.1	19.7	20.7	70	50
PAG13PVC-3/4	3/4	21.1	24.7	25.7	70	50
PAG13PVC-1	1	26.8	30.7	32.7	100	25
PAG13PVC-1-1/4	1-1/4	35.4	40.2	42.2	120	25
PAG13PVC-1-1/2	1-1/2	40.3	44.9	46.9	170	25
PAG13PVC-2	2	51.6	56.6	58.6	200	10
PAG13PVC-2-1/2	2-1/2	63.0	70.0	72.0	240	10
PAG13PVC-3	3	78.0	85.6	87.6	280	5
PAG13PVC-4	4	102.5	110.1	112.1	350	5

IEC EN 61386 系列



- ※ 镀锌钢
Galvanized Steel
- ※ 公称尺寸: 10~75
Nominal Conduit Size: 10~75
- ※ PVC护套
PVC Jacket
- ※ 符合 RoHS
RoHS Compliant
- ※ IP 40~IP 65



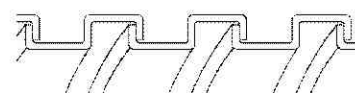
※ 认证/Certificate: CE, IEC EN 61386

本系列产品具备优良的柔软性, 适用于大部份的环境温度条件, 属于低火险型的产品。电气特性与各项机械性能均通过EN 61386 测试标准, 同时也符合RoHS有害物质禁用指令, 可应用于建筑物, 机械, 电梯...等方面的电气保护。

This series of flexible metal conduit is good in flexibility and applicable for most of the environment temperatures. The electrical and mechanical performances are approved with EN 61386 standard. The material is RoHS approved as well. Applicable for electrical protection in buildings, railway system, marines, elevators, and etc..



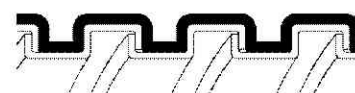
▲单扣型镀锌钢软管(PAG13/14X)
Square-lock Galvanized Steel



▲单扣型剖面图
Square-lock Profile



▲单扣型镀锌钢软管(PAG13/14PVC)
Square-lock Galvanized Steel



▲单扣型剖面图
Square-lock Profile

产品规格/Product Specification

型号 Type	内径/I.D. (mm)	外径/O.D. (mm)	弯曲半径(mm) Bending Radius	包装/Packing (m/roll)
PAG13PVC-10	8.0	11.5	30	50
PAG13PVC-12	10.3	14.0	60	50
PAG14PVC-16	12.6	16.6	70	50
PAG14PVC-20	16.1	20.7	70	50
PAG14PVC-25	21.1	25.7	70	50
PAG14PVC-32	26.8	32.7	100	25
PAG14PVC-40	35.4	42.2	120	25
PAG14PVC-50	40.3	46.9	170	25
PAG14PVC-63	51.6	58.6	200	10
PAG14PVC-75	63.3	72.3	200	10

IEC EN 61386 系列



- ※ 镀锌钢/不锈钢
Galvanized Steel/Stainless Steel

- ※ 公称尺寸: 10~75
Nominal Conduit Size: 10~75
- ※ PVC护套
PVC Jacket
- ※ 符合 RoHS
RoHS Compliant
- ※ IP 40~IP 65



※ 认证/Certificate: CE, IEC EN 61386

本系列产品具备优良的柔软性, 适用于大部份的环境温度条件, 属于低火险型的产品。电气特性与各项机械性能均通过EN 61386 测试标准, 同时也符合RoHS有害物质禁用指令, 可应用于建筑物, 机械, 电梯...等方面的电气保护。

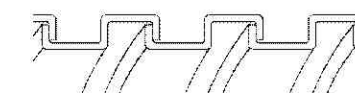
This series of flexible metal conduit is good in flexibility and applicable for most of the environment temperatures. The electrical and mechanical performances are approved with EN 61386 standard. The material is RoHS approved as well. Applicable for electrical protection in buildings, railway system, marines, elevators, and etc..



▲单扣型镀锌钢软管(PEG13/14X)
Square-lock Galvanized Steel



▲单扣型不锈钢软管(PES13X)
Square-lock Stainless Steel



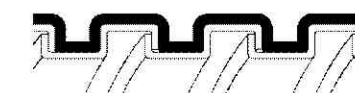
▲单扣型剖面图
Square-lock Profile



▲单扣型镀锌钢软管(PEG13/14PVC)
Square-lock Galvanized Steel



▲单扣型不锈钢软管(PES13PVC)
Square-lock Stainless Steel



▲单扣型剖面图
Square-lock Profile

产品规格/Product Specification

型号 Type	内径/I.D. (mm)	外径/O.D. (mm)	弯曲半径(mm) Bending Radius	包装/Packing (m/roll)
PEG13PVC-10	6.8	10.0	30	50
PEG13PVC-12	10.3	14.0	60	50
PEG14PVC-16	13.0	17.0	70	50
PEG14PVC-20	16.9	21.5	70	50
PEG14PVC-25	21.4	26.0	70	50
PEG14PVC-32	28.1	34.0	100	25
PEG14PVC-40	37.7	44.5	120	25
PEG14PVC-50	48.4	55.0	170	25
PEG14PVC-63	57.5	64.5	200	10
PEG14PVC-75	63.0	72.0	200	10

防水应用/Water Proof-EU(欧洲版)



- ※ PVC护套/ PU护套 / LSZH护套
PVC / PU / LSZH Jacket
- ※ 镀锌钢/不锈钢
Galvanized Steel/Stainless Steel
- ※ 公称尺寸: 10~110
Nominal Conduit Size: 10~110
- ※ 符合 RoHS
RoHS Compliant
- ※ IP 65~IP 66



本系列产品均符合RoHS环保规定, 为兼具高机械性能同时具防潮、阻燃和耐腐蚀特性的电线电缆保护产品, 全系列尺寸迎合欧洲市场普遍使用的规格。无论是环境条件复杂、严苛的各类工业场所、对安全性及可靠性高度要求的铁道系统或期望优良耐久性的商业应用, 本系列产品都是最佳选择。搭配专属的接头使用, 更能发挥完整的保护效能。

This series of flexible metal conduit is produced with materials compliant with RoHS standard and features with high mechanical characteristics, watertight, fire retardant and corrosion resistance for wire and cable protection. Full range of conduit size meets with the system normally used in Europe market. have been developed to satisfy different requirements no matter that are industrial areas with complex and severe environment conditions, railway system demanding high safety & reliability or the commercial applications that always expect good durability and more.



产品规格/Product Specification

型号 Type	内径/I.D. (mm)	外径/O.D. (mm)	弯曲半径(mm) Bending Radius	包装/Packing (m/roll)
PES13PVC-10	6.8	10.0	30	50
PES13PVC-12	10.3	14.0	60	50
PES13PVC-16	13.0	17.0	70	50
PES13PVC-20	16.9	21.5	70	50
PES13PVC-25	21.4	26.0	70	50
PES13PVC-32	28.1	34.0	100	25
PES13PVC-40	37.7	44.5	120	25
PES13PVC-50	48.4	55.0	170	25
PES13PVC-63	57.5	64.5	200	10
PES13PVC-75	63.0	72.0	240	10
PES13PVC-90	78.0	87.6	280	10
PES13PVC-110	102.5	112.1	350	10

系列 AZ 01
Series Code
特性 非防水·不可旋转·锌合金
Features No Water Seal, Fixed Type, Zinc Alloy
照片
Product Photo



公称尺寸 Nominal Conduit Size (mm) (inch)	G 螺纹 G Thread		每箱数量 Package /Box(Pcs)	每箱重量 Weight /Box(Kg)	PG 螺纹 PG Thread		每箱数量 Package /Box(Pcs)	每箱重量 Weight /Box(Kg)	M 螺纹 M Thread		每箱数量 Package /Box(Pcs)	每箱重量 Weight /Box(Kg)
	型 号	Part Number			型 号	Part Number			型 号	Part Number		
10 1/4	-	-	-	-	-	-	-	-	-	-	-	-
12 5/16	1/2"	G1/2-AZ01-5/16	600	14.7	PG9	PG9-AZ01-12	900	14.5	M16x1.5	M16-AZ01-12	900	16.8
16 3/8	1/2"	G1/2-AZ01-3/8	600	16.6	PG11	PG11-AZ01-16	900	19	M16x1.5	M16-AZ01-16	900	19.9
20 1/2	1/2"	G1/2-AZ01-1/2	400	13.6	PG16	PG16-AZ01-20	600	17.8	M20x1.5	M20-AZ01-20	600	19
25 3/4	3/4"	G3/4-AZ01-3/4	340	19.9	PG21	PG21-AZ01-25	360	17.2	M25x1.5	M25-AZ01-25	360	19
32 1	1"	G1-AZ01-1	180	15.5	PG29	PG29-AZ01-32	180	13.6	M32x1.5	M32-AZ01-32	180	14.5
40 1-1/4	1-1/4"	G1-1/4-AZ01-1-1/4	100	13.6	PG36	PG36-AZ01-40	100	12.8	M40x1.5	M40-AZ01-40	100	13.2
50 1-1/2	1-1/2"	G1-1/2-AZ01-1-1/2	50	9	PG42	PG42-AZ01-50	50	8.5	M50x1.5	M50-AZ01-50	50	8.7
63 2	2"	G2-AZ01-2	40	9.4	PG48	PG48-AZ01-63	40	9	M63x1.5	M63-AZ01-63	40	8.9
75 2-1/2	2-1/2"	G2-1/2-AZ01-2-1/2	-	-	-	-	-	-	M75x1.5	M75-AZ01-75	-	-
90 3	3"	G3-AZ01-3	-	-	-	-	-	-	M90x2	M90-AZ01-90	-	-
110 4	4"	G4-AZ01-4	-	-	-	-	-	-	M110x2	M110-AZ01-110	-	-

温度等级
Qualify range -50°C~+200°C
IP 等级
IP Rating IP 40
表面处理
Surface Finish 镀锌(可依客户需求订制)
Zinc plated, other treatments are available by consult.
RoHS 符合/Yes
认证
Certificate CE

组合图
Exploded view



备注
Note

标准包装尺寸: 380*300*230
Standard Package Size: 380*300*230
每箱数量非最小订购量
Standard package is not the MOQ

系列 AZ 05
Series Code
特性 非防水·可旋转·锌合金
Features No Water Seal, Rotating Type, Zinc Alloy



公称尺寸 Nominal Conduit Size (mm) (inch)	G 螺纹 G Thread		Part Number		PG 螺纹 PG Thread		M 螺纹 M Thread			
	每箱数量 Package /Box(Pcs)	每箱重量 Weight /Box(Kg)	每箱数量 Package /Box(Pcs)	每箱重量 Weight /Box(Kg)	每箱数量 Package /Box(Pcs)	每箱重量 Weight /Box(Kg)	每箱数量 Package /Box(Pcs)	每箱重量 Weight /Box(Kg)		
10 1/4	-	-	-	-	-	-	-	-		
12 5/16	1/2"	G1/2-AZ05-5/16	600	20.8	PG9 PG9-AZ05-12	600	13	M16x1.5 M16-AZ05-12	600	17.2
16 3/8	1/2"	G1/2-AZ05-3/8	600	17	PG11 PG11-AZ05-16	400	14.2	M16x1.5 M16-AZ05-16	400	16.2
20 1/2	1/2"	G1/2-AZ05-1/2	320	16.7	PG16 PG16-AZ05-20	320	15.4	M20x1.5 M20-AZ05-20	320	17
25 3/4	3/4"	G3/4-AZ05-3/4	200	16.6	PG21 PG21-AZ05-25	200	14.8	M25x1.5 M25-AZ05-25	200	15.4
32 1	1"	G1-AZ05-1	100	12.9	PG29 PG29-AZ05-32	100	12	M32x1.5 M32-AZ05-32	100	11.9
40 1-1/4	1-1/4"	G1-1/4-AZ05-1-1/4	50	10.4	PG36 PG36-AZ05-40	50	9.9	M40x1.5 M40-AZ05-40	50	10.3
50 1-1/2	1-1/2"	G1-1/2-AZ05-1-1/2	40	10.9	PG42 PG42-AZ05-50	40	10.5	M50x1.5 M50-AZ05-50	40	10.6
63 2	2"	G2-AZ05-2	30	10.5	PG48 PG48-AZ05-63	30	10	M63x1.5 M63-AZ05-63	30	10
75 2-1/2	2-1/2"	G2-1/2-AZ05-2-1/2	-	-	-	-	-	M75x1.5 M75-AZ05-75	-	-
90 3	3"	G3-AZ05-3	-	-	-	-	-	M90x2 M90-AZ05-90	-	-
110 4	4"	G4-AZ05-4	-	-	-	-	-	M110x2 M110-AZ05-110	-	-

温度等级
Qualify range

-50°C~+200°C

IP 等级
IP Rating

IP 40

表面处理
Surface Finish

镀锌 (可依客户需求订制)
Zinc plated, other treatments are available by consult.

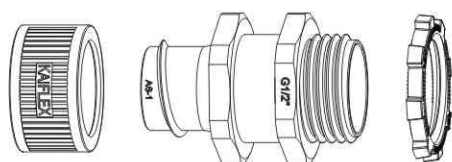
RoHS

符合/Yes

认证
Certificate

CE

组合图
Exploded view



备注
Note

标准包装尺寸: 380*300*230
Standard Package Size: 380*300*230
每箱数量非最小订购量
Standard package is not the MOQ

系列 AZ 09
Series Code
特性 防水·不可旋转·锌合金
Features Water Seal, Fixed Type, Zinc Alloy



公称尺寸 Nominal Conduit Size (mm) (inch)	G 螺纹 G Thread		Part Number		PG 螺纹 PG Thread		M 螺纹 M Thread			
	每箱数量 Package /Box(Pcs)	每箱重量 Weight /Box(Kg)	每箱数量 Package /Box(Pcs)	每箱重量 Weight /Box(Kg)	每箱数量 Package /Box(Pcs)	每箱重量 Weight /Box(Kg)	每箱数量 Package /Box(Pcs)	每箱重量 Weight /Box(Kg)		
10 1/4	-	-	-	-	-	-	-	-		
12 5/16	1/2"	G1/2-AZ09-5/16	600	15.4	PG9 PG9-AZ09-12	900	14.5	M16x1.5 M16-AZ09-12	900	17.4
16 3/8	1/2"	G1/2-AZ09-3/8	600	19	PG11 PG11-AZ09-16	900	19	M16x1.5 M16-AZ09-16	900	20.8
20 1/2	1/2"	G1/2-AZ09-1/2	400	17	PG16 PG16-AZ09-20	600	20.8	M20x1.5 M20-AZ09-20	600	22
25 3/4	3/4"	G3/4-AZ09-3/4	340	18.7	PG21 PG21-AZ09-25	360	15.4	M25x1.5 M25-AZ09-25	360	17.2
32 1	1"	G1-AZ09-1	180	15.8	PG29 PG29-AZ09-32	180	13.6	M32x1.5 M32-AZ09-32	180	14.5
40 1-1/4	1-1/4"	G1-1/4-AZ09-1-1/4	100	13.2	PG36 PG36-AZ09-40	100	12	M40x1.5 M40-AZ09-40	100	12.8
50 1-1/2	1-1/2"	G1-1/2-AZ09-1-1/2	50	9.2	PG42 PG42-AZ09-50	50	9	M50x1.5 M50-AZ09-50	50	9
63 2	2"	G2-AZ09-2	40	9.6	PG48 PG48-AZ09-63	40	9	M63x1.5 M63-AZ09-63	40	9.1
75 2-1/2	2-1/2"	G2-1/2-AZ09-2-1/2	-	-	-	-	-	M75x1.5 M75-AZ09-75	-	-
90 3	3"	G3-AZ09-3	-	-	-	-	-	M90x2 M90-AZ09-90	-	-
110 4	4"	G4-AZ09-4	-	-	-	-	-	M110x2 M110-AZ09-110	-	-

温度等级
Qualify range

-50°C~+150°C

IP 等级
IP Rating

IP 65 (搭配防水应用单扣金属软管/Fit with Water Proof conduit Series, Square-lock Type)
IP 66 (搭配防水应用双扣金属软管/Fit with Water Proof conduit Series, Interlocked Type)

表面处理
Surface Finish

镀锌 (可依客户需求订制)
Zinc plated, other treatments are available by consult.

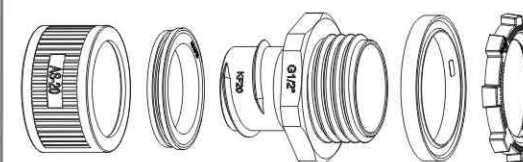
RoHS

符合/Yes

认证
Certificate

CE

组合图
Exploded view



备注
Note

标准包装尺寸: 380*300*230
Standard Package Size: 380*300*230
每箱数量非最小订购量
Standard package is not the MOQ

系列 AZ 11
Series Code
特性 防水·可旋转·锌合金
Features Water Seal, Rotating Type, Zinc Alloy



公称尺寸 Nominal Conduit Size (mm) (inch)	G 螺纹 G Thread				PG 螺纹 PG Thread				M 螺纹 M Thread			
	螺纹 G	型 Part Number	每箱数量 Package /Box(Pcs)	每箱重量 Weight /Box(Kg)	螺纹 PG	型 Part Number	每箱数量 Package /Box(Pcs)	每箱重量 Weight /Box(Kg)	螺纹 M	型 Part Number	每箱数量 Package /Box(Pcs)	每箱重量 Weight /Box(Kg)
10 1/4	-	-	-	-	-	-	-	-	-	-	-	-
12 5/16	1/2"	G1/2-AZ11-5/16	600	21.4	PG9	PG9-AZ11-12	600	13	M16x1.5	M16-AZ11-12	600	17.8
16 3/8	1/2"	G1/2-AZ11-3/8	400	17	PG11	PG11-AZ11-16	400	13	M16x1.5	M16-AZ11-16	400	14.6
20 1/2	1/2"	G1/2-AZ11-1/2	320	17	PG16	PG16-AZ11-20	320	13.8	M20x1.5	M20-AZ11-20	320	16
25 3/4	3/4"	G3/4-AZ11-3/4	200	16	PG21	PG21-AZ11-25	200	13	M25x1.5	M25-AZ11-25	200	14.8
32 1	1"	G1-AZ11-1	100	13	PG29	PG29-AZ11-32	100	12	M32x1.5	M32-AZ11-32	100	12.6
40 1-1/4	1-1/4"	G1-1/4-AZ11-1-1/4	50	10.5	PG36	PG36-AZ11-40	50	10	M40x1.5	M40-AZ11-40	50	10
50 1-1/2	1-1/2"	G1-1/2-AZ11-1-1/2	40	11	PG42	PG42-AZ11-50	40	10.6	M50x1.5	M50-AZ11-50	40	10.7
63 2	2"	G2-AZ11-2	30	10.6	PG48	PG48-AZ11-63	30	9.9	M63x1.5	M63-AZ11-63	30	10.1
75 2-1/2	2-1/2"	G2-1/2-AZ11-2-1/2	-	-	-	-	-	-	M75x1.5	M75-AZ11-75	-	-
90 3	3"	G3-AZ11-3	-	-	-	-	-	-	M90x2	M90-AZ11-90	-	-
110 4	4"	G4-AZ11-4	-	-	-	-	-	-	M110x2	M110-AZ11-110	-	-

温度等级
Qualify range -50°C~+150°C

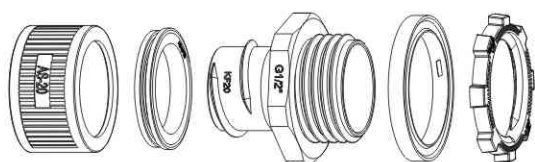
IP 等级
IP Rating IP 65 (搭配防水应用单扣金属软管/Fit with Water Proof conduit Series, Square-lock Type)
IP 66 (搭配防水应用双扣金属软管/Fit with Water Proof conduit Series, Interlocked Type)

表面处理
Surface Finish 镀锌 (可依客户需求订制)
Zinc plated, other treatments are available by consult.

RoHS 符合/Yes

认证
Certificate CE

组合图
Exploded view



备注
Note 标准包装尺寸: 380*300*230
Standard Package Size: 380*300*230
每箱数量非最小订购量
Standard package is not the MOQ

系列 AZ 60
Series Code
特性 180度盒接头组·防水·锌合金
Features Straight Type·Water Seal·Zinc Alloy



公称尺寸 Nominal Conduit Size (mm) (inch)	G 螺纹 G Thread				M 螺纹 M Thread			
	螺纹 G	型 Part Number	每箱数量 Package /Box(Pcs)	每箱重量 Weight /Box(Kg)	螺纹 M	型 Part Number	每箱数量 Package /Box(Pcs)	每箱重量 Weight /Box(Kg)
16 3/8	1/2"	G1/2-AZ60-3/8	500	26.5	M16x1.5	M16-AZ60-16	500	26.5
20 1/2	1/2"	G1/2-AZ60-1/2	500	37	M20x1.5	M20-AZ60-20	500	37
25 3/4	3/4"	G3/4-AZ60-3/4	300	31.2	M25x1.5	M25-AZ60-25	300	31.2
32 1	1"	G1-AZ60-1	160	27.7	M32x1.5	M32-AZ60-32	160	27.7
40 1-1/4	1-1/4"	G1-1/4-AZ60-1-1/4	100	23.7	M40x1.5	M40-AZ60-40	100	23.7
50 1-1/2	1-1/2"	G1-1/2-AZ60-1-1/2	60	23	M50x1.5	M50-AZ60-50	60	23
63 2	2"	G2-AZ60-2	50	32.6	M63x1.5	M63-AZ60-63	50	32.6
75 2-1/2	2-1/2"	G2-1/2-AZ60-2-1/2	-	-	M75x1.5	M75-AZ60-75	-	-
90 3	3"	G3-AZ60-3	-	-	M90x2	M90-AZ60-90	-	-
110 4	4"	G4-AZ60-4	-	-	M110x2	M110-AZ60-110	-	-

温度等级
Qualify range -20°C~+90°C

IP 等级
IP Rating IP 65 (搭配防水应用单扣/Square-lock Type金属软管)
IP 66 (搭配防水应用双扣/Interlocked Type金属软管)

表面处理
Surface Finish 镀锌 (可依客户需求订制)
Zinc plated, other treatments are available by consult.

RoHS 符合/Yes

认证
Certificate CE

组合图
Exploded view



备注
Note 标准包装尺寸: 380*300*230
Standard Package Size: 380*300*230
每箱数量非最小订购量
Standard package is not the MOQ

系列 AZ 61

Series Code
特性
Features
照片
Product
Photo

180度内螺纹接头·防水·锌合金·Zinc Alloy
Straight Inner Threaded Connector·Water Seal



公称尺寸 Nominal Conduit Size (mm) (inch)	G 螺纹 G Thread	型号 Part Number	每箱 数量 Package /Box(Pcs)	每箱 重量 Weight /Box(Kg)
16 3/8	1/2"	G1/2-AZ61-3/8	500	24
20 1/2	1/2"	G1/2-AZ61-1/2	500	35
25 3/4	3/4"	G3/4-AZ61-3/4	300	28.8
32 1	1"	G1-AZ61-1	160	25.3
40 1-1/4	1-1/4"	G1-1/4-AZ61-1-1/4	100	19.8
50 1-1/2	1-1/2"	G1-1/2-AZ61-1-1/2	60	19.8
63 2	2"	G2-AZ61-2	50	28.7
75 2-1/2	2-1/2"	G2-1/2-AZ61-2-1/2	-	-
90 3	3"	G3-AZ61-3	-	-
110 4	4"	G4-AZ61-4	-	-

M 螺纹 M Thread	型号 Part Number	每箱 数量 Package /Box(Pcs)	每箱 重量 Weight /Box(Kg)
M16x1.5	M16-AZ61-16	500	24
M20x1.5	M20-AZ61-20	500	35
M25x1.5	M25-AZ61-25	300	28.8
M32x1.5	M32-AZ61-32	160	25.3
M40x1.5	M40-AZ61-40	100	19.8
M50x1.5	M50-AZ61-50	60	19.8
M63x1.5	M63-AZ61-63	50	28.7
M75x1.5	M75-AZ61-75	-	-
M90x2	M90-AZ61-90	-	-
M110x2	M110-AZ61-110	-	-

温度等级
Qualify range -20°C~+90°C

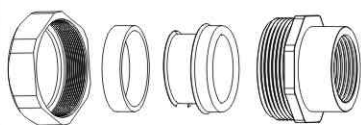
IP 等级
IP Rating IP 65 (搭配防水应用单扣/Square-lock Type金属软管)
IP 66 (搭配防水应用双扣/Interlocked Type金属软管)

表面处理
Surface Finish 镀锌 (可依客户需求订制)
Zinc plated, other treatments are available by consult.

RoHS 符合/Yes

认证
Certificate CE

组合图
Exploded view



备注
Note 标准包装尺寸: 380*300*230
Standard Package Size: 380*300*230
每箱数量非最小订购量
Standard package is not the MOQ

系列 AZ 62

Series Code
特性
Features
照片
Product
Photo

180度EMT硬管接头·锌合金
Straight EMT Connector·Zinc Alloy



公称尺寸 Nominal Conduit Size (mm) (inch)	EMT 管 规格 EMT Type	型号 Part Number	每箱 数量 Package /Box(Pcs)	每箱 重量 Weight /Box(Kg)
16 3/8	1/2"	AZ62-3/8	500	21.3
20 1/2	1/2"	AZ62-1/2	500	26.5
25 3/4	3/4"	AZ62-3/4	300	24
32 1	1"	AZ62-1	160	18.3
40 1-1/4	1-1/4"	AZ62-1-1/4	100	18.1
50 1-1/2	1-1/2"	AZ62-1-1/2	60	15.1
63 2	2"	AZ62-2	50	19.9
75 2-1/2	2-1/2"	AZ62-2-1/2	-	-
90 3	3"	AZ62-3	-	-
110 4	4"	AZ62-4	-	-

温度等级
Qualify range -20°C~+90°C

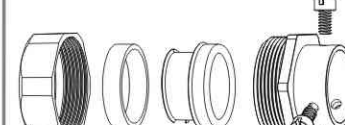
IP 等级
IP Rating IP 65 (搭配防水应用单扣/Square-lock Type金属软管)
IP 66 (搭配防水应用双扣/Interlocked Type金属软管)

表面处理
Surface Finish 镀锌 (可依客户需求订制)
Zinc plated, other treatments are available by consult.

RoHS 符合/Yes

认证
Certificate CE

组合图
Exploded view



备注
Note 标准包装尺寸: 380*300*230
Standard Package Size: 380*300*230
每箱数量非最小订购量
Standard package is not the MOQ

AZ 63

90度盒接头·防水·锌合金
90 Degree Elbow·Water Seal·Zinc Alloy



G 螺纹 G Thread	型号 Part Number	每箱 数量 Package /Box(Pcs)	每箱 重量 Weight /Box(Kg)
1/2"	G1/2-AZ63-3/8	300	22.2
1/2"	G1/2-AZ63-1/2	250	30.3
3/4"	G3/4-AZ63-3/4	200	36.6
1"	G1-AZ63-1	73	19.9
1-1/4"	G1-1/4-AZ63-1-1/4	52	20.1
1-1/2"	G1-1/2-AZ63-1-1/2	30	18.6
2"	G2-AZ63-2	14	17.9
2-1/2"	G2-1/2-AZ63-2-1/2	-	-
3"	G3-AZ63-3	-	-
4"	G4-AZ63-4	-	-


-20°C~+90°C

IP 65 (搭配防水应用单扣/Square-lock Type金属软管)
IP 66 (搭配防水应用双扣/Interlocked Type金属软管)

镀锌 (可依客户需求订制)
Zinc plated, other treatments are available by consult.

符合/Yes

CE



标准包装尺寸: 380*300*230
Standard Package Size: 380*300*230
每箱数量非最小订购量
Standard package is not the MOQ



※ 公称尺寸: 1/4" ~ 1"
Nominal Conduit Size: 1/4" ~ 1"

※ 镀锌钢/不锈钢
Galvanized Steel/Stainless Steel



※ 符合 RoHS
RoHS Compliant

※ IP 等级: IP 40
IP Rating: IP 40

※ 可挠性高
Flexibility: High

※ 温度等级: -45°C ~ +350°C
Qualify range: -45°C ~ +350°C

本系列产品是电气保护管系列加强型的产品, 具有优良的机械特性, 管身柔软性佳, 编织层额外提升耐磨性, 适用于大部份的环境温度条件。在可能存有电磁干扰问题的环境中, 如: 机械设备、电机设备、铁道系统和船舶... 等等, 提供了基本的EMI防护功能。

This is the reinforced type of electrical protection flexible conduit. This series of flexible conduit is in excellent mechanical characteristics and good flexibility. The braiding shield brings further abrasion resistance. It is adaptable for most of the environment temperatures and also low fire hazard. Basic level of EMI shielding is available when installed in the ambience with possible electromagnetic interference.



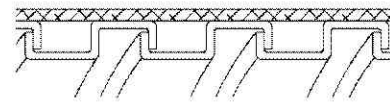
▲ PAG13GB

单扣型 / 镀锌钢 / 镀锌钢编织
Square-lock, Galvanized Steel,
Galvanized Steel Braiding



▲ PAG13SB

单扣型 / 镀锌钢 / 不锈钢编织
Square-lock, Galvanized Steel,
Stainless Steel Braiding



▲ 单扣型剖面图
Square-lock Profile



▲ PAG13TB

单扣型 / 镀锌钢 / 镀锡铜编织
Square-lock, Galvanized Steel,
Tinned copper Braiding



▲ PAS13SB

单扣型 / 不锈钢 / 不锈钢编织
Square-lock, Stainless Steel,
Stainless Steel Braiding



产品规格/Product Specification

型号 Type	英寸 Inch(")	内径/I.D. (mm)	外径/O.D. (mm)	弯曲半径(mm) Bending Radius	每卷长度 Roll(m)	搭配接头型号 Fittings
PAG13GB-1/4	1/4(10)	8.0	11.2	30	25	AZ01 (IP 40) AZ05 (IP 40) AZ60 (IP 40) AZ63 (IP 40)
PAG13GB-5/16	5/16(12)	10.3	14.2	35	25	
PAG13GB-3/8	3/8(16)	12.6	16.8	40	25	
PAG13GB-1/2	1/2(20)	16.1	20.9	40	25	
PAG13GB-3/4	3/4(25)	21.1	26.3	50	25	
PAG13GB-1	1(32)	26.8	32.3	55	10	



※ 公称尺寸: 1/4" ~ 1"
Nominal Conduit Size: 1/4" ~ 1"

※ 符合 RoHS
RoHS Compliant

※ IP 等级: IP 65
IP Rating: IP 65



※ 镀锌钢/不锈钢
Galvanized Steel/Stainless Steel

※ 可挠性高
Flexibility: High

※ PVC护套/PU护套/LSZH护套
PVC / PU /LSZH Jacket

※ 温度等级: -25°C ~ +90°C (可洽谈订制)
Qualify range: -25°C ~ +90°C

防水型电气保护金属软管-EMI防护系列, 于金属软管外加聚氯乙烯(PVC)塑胶防水层及不同材质的金属丝编织网构成, 是EMI防护系列产品中保护等级再提升的设计, 尺寸系统迎合亚洲市场普遍使用的规格。适用于同时对EMI防护与防水要求的环境中或产品上。基于本系列产品的消震功能, 也相当适合用于存在短期或长期震动的设备上或场合, 对电线、数据线及讯号线提供机械性与防电磁干扰的保护。

Water proof flexible metal conduit-EMI shielding series is constituted by PVC coated square-lock or interlock type of steel flexible conduit shielding with optional steel braiding. This is an upgrade design basing on the EMI shielding series. The conduit sizes meet with the system normally used in Asia market. Offering mechanical protection and electromagnetic screen for the power, data and signal cables used on/in products or environment where require EMI shielding. Because the function of vibration discharge, this series of flexible conduit is also available to be applied on equipment or place where the short term or long term vibration exists.



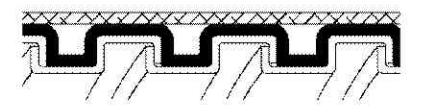
▲ PAG13PVCGB

单扣型 / 镀锌钢 / PVC / 镀锌钢编织
Square-lock, Galvanized Steel, PVC
Jacket, Galvanized Steel Braiding



▲ PAG13PVCSB

单扣型 / 镀锌钢 / PVC / 不锈钢编织
Square-lock, Galvanized Steel,
PVC Jacket, Stainless Steel Braiding



▲ 单扣型剖面图
Square-lock Profile



▲ PAG13PVCTB

单扣型 / 镀锌钢 / PVC / 镀锡铜编织
Square-lock, Galvanized Steel,
PVC Jacket, Tinned copper Braiding



▲ PAS13PVCSB

单扣型 / 不锈钢 / PVC / 不锈钢编织
Square-lock, Stainless Steel,
PVC Jacket, Stainless Steel Braiding



产品规格/Product Specification

型号 Type	英寸 Inch(")	内径/I.D. (mm)	外径/O.D. (mm)	弯曲半径(mm) Bending Radius	每卷长度 Roll(m)	搭配接头型号 Fittings
PAG13PVCSB-1/4	1/4(10)	8.0	12.2	35	25	ABZ60 (IP 65) ABZ63 (IP 65)
PAG13PVCSB-5/16	5/16(12)	10.3	15.2	65	25	
PAG13PVCSB-3/8	3/8(16)	12.6	17.8	75	25	
PAG13PVCSB-1/2	1/2(20)	16.1	21.9	75	25	
PAG13PVCSB-3/4	3/4(25)	21.1	27.3	75	25	
PAG13PVCSB-1	1(32)	26.8	34.3	105	10	



- ※ IP 等级: IP 66
IP Rating: IP 66
- ※ 可挠性高
Flexibility: High
- ※ 符合 RoHS
RoHS Compliant

※ 公称尺寸: 3/8" ~ 1"
Nominal Conduit Size: 3/8" ~ 1"

※ 镀锌钢/不锈钢
Galvanized Steel/Stainless Steel

※ PVC护套 / PU护套 / LSZH护套
PVC / PU / LSZH Jacket

※ 温度等级: -25°C ~ +90°C (可洽谈订制)
Qualify range: -25°C ~ +90°C

防水型电气保护金属软管-EMI防护系列, 于金属软管外加聚氯乙烯(PVC)塑料防水层及不同材质的金属丝编织网构成, 是EMI防护系列产品中保护等级再提升的设计, 尺寸系统迎合亚洲市场普遍使用的规格。适用于同时对EMI防护与防水要求的环境中或产品上。基于本系列产品的消震功能, 也相当适用于存在短期或长期震动的设备上或场合, 对电线、数据线缆及讯号线提供机械性与防电磁干扰的保护。

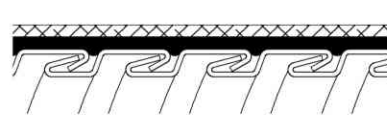
Water proof flexible metal conduit-EMI shielding series is constituted by PVC coated square-lock or interlock type of steel flexible conduit shielding with optional steel braiding. This is an upgrade design basing on the EMI shielding series. The conduit sizes meet with the system normally used in Asia market. Offering mechanical protection and electromagnetic screen for the power, data and signal cables used on/in products or environment where require EMI shielding. Because the function of vibration discharge, this series of flexible conduit is also available to be applied on equipment or place where the short term or long term vibration exists.



▲ PAG23PVCGB
双扣型 / 镀锌钢 / PVC / 镀锌钢编织
Interlocked, Galvanized Steel, PVC Jacket, Galvanized Steel Braiding



▲ PAG23PVCSB
双扣型 / 镀锌钢 / PVC / 不锈钢编织
Interlocked, Galvanized Steel, PVC Jacket, Stainless Steel Braiding



▲ 双扣型剖面图
Interlocked Profile



▲ PAG23PVCTB
双扣型 / 镀锌钢 / PVC / 镀锡铜编织
Interlocked, Galvanized Steel, PVC Jacket, Tinned copper Braiding



▲ PAS23PVCSB
双扣型 / 不锈钢 / PVC / 不锈钢编织
Interlocked, Stainless Steel, PVC Jacket, Stainless Steel Braiding



产品规格/Product Specification

型号 Type	英寸 Inch(")	内径/I.D. (mm)	外径/O.D. (mm)	弯曲半径(mm) Bending Radius	每卷长度 Roll(m)	搭配接头型号 Fittings
PAG23PVCSB-16	3/8(16)	12.29~12.80	18.55~19.28	105	25	ABZ70 (IP 66) ABZ73 (IP 66)
PAG23PVCSB-20	1/2(20)	15.80~16.31	21.85~22.55	125	25	
PAG23PVCSB-25	3/4(25)	20.83~21.34	26.95~27.85	145	25	
PAG23PVCSB-32	1(32)	26.44~27.08	34.45~34.95	185	10	

系列
Series Code

ABZ 70

特性
Features

180度盒接头组 · 防水 · 锌合金
Straight Type · Water Seal · Zinc Alloy

照片
Product Photo



公称尺寸
Nominal
Conduit
Size
(mm) (inch)

公称尺寸 Nominal Conduit Size (mm) (inch)	G 螺纹 G	型 号 Part Number	每 箱 数 量 /Box(Pcs)	每 箱 重 量 /Box(kg)
10 1/4	-	-	-	-
12 5/16	-	-	-	-
16 3/8	1/2"	G1/2-ABZ70-3/8	500	20.5
20 1/2	1/2"	G1/2-ABZ70-1/2	500	24.0
25 3/4	3/4"	G3/4-ABZ70-3/4	300	24.8
32 1	1"	G1-ABZ70-1	160	27.7

温度等级
Quality range

-20°C ~ +90°C

IP 等级
IP Rating

IP 66

表面处理
Surface Finish

镀锌 (可依客户需求订制)
Zinc plated, other treatments are available by consult.

RoHS

符合/Yes

认证
Certificate

CE

组合图
Exploded view



备注
Note

标准包装尺寸: 380*300*230
Standard Package Size: 380*300*230
每箱数量非最小订购量
Standard package is not the MOQ

ABZ 73

90度盒接头 · 防水 · 锌合金
90 Degree Elbow · Water Seal · Zinc Alloy



公称尺寸
Nominal
Conduit
Size
(mm) (inch)

公称尺寸 Nominal Conduit Size (mm) (inch)	G 螺纹 G	型 号 Part Number	每 箱 数 量 /Box(Pcs)	每 箱 重 量 /Box(kg)
10 1/4	-	-	-	-
12 5/16	-	-	-	-
16 3/8	1/2"	G1/2-ABZ73-3/8	300	22.2
20 1/2	1/2"	G1/2-ABZ73-1/2	250	30.3
25 3/4	3/4"	G3/4-ABZ73-3/4	200	36.6
32 1	1"	G1-ABZ73-1	73	19.9

温度等级
Quality range

-20°C ~ +90°C

IP 等级
IP Rating

IP 66

表面处理
Surface Finish

镀锌 (可依客户需求订制)
Zinc plated, other treatments are available by consult.

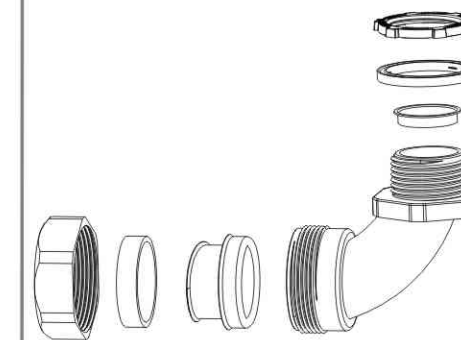
RoHS

符合/Yes

认证
Certificate

CE

组合图
Exploded view



备注
Note

标准包装尺寸: 380*300*230
Standard Package Size: 380*300*230
每箱数量非最小订购量
Standard package is not the MOQ

系列 AZ 01
Series Code
特性 非防水·不可旋转·锌合金
Features No Water Seal, Fixed Type, Zinc Alloy
照片
Product Photo



公称尺寸 Nominal Conduit Size (mm) (inch)	G 螺纹 G Thread	型号 Part Number	每箱数量 Package /Box(Pcs)	每箱重量 Weight /Box(Kg)
10 1/4	-	-	-	-
12 5/16	1/2"	G1/2-AZ01-5/16	600	14.7
16 3/8	1/2"	G1/2-AZ01-3/8	600	16.6
20 1/2	1/2"	G1/2-AZ01-1/2	400	13.6
25 3/4	3/4"	G3/4-AZ01-3/4	340	19.9
32 1	1"	G1-AZ01-1	180	15.5

温度等级
Qualify range -50°C~+200°C
IP 等级
IP Rating IP 40
表面处理
Surface Finish 镀锌 (可依客户需求订制)
Zinc plated, other treatments are available by consult.
RoHS 符合/Yes
认证
Certificate CE

组合图
Exploded view



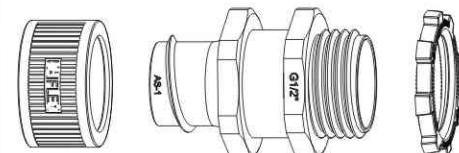
备注
Note 标准包装尺寸: 380*300*230
Standard Package Size: 380*300*230
每箱数量非最小订购量
Standard package is not the MOQ

系列 AZ 05
Series Code
特性 非防水·可旋转·锌合金
Features No Water Seal, Rotating Type, Zinc Alloy



公称尺寸 Nominal Conduit Size (mm) (inch)	G 螺纹 G Thread	型号 Part Number	每箱数量 Package /Box(Pcs)	每箱重量 Weight /Box(Kg)
10 1/4	-	-	-	-
12 5/16	1/2"	G1/2-AZ05-5/16	600	20.8
16 3/8	1/2"	G1/2-AZ05-3/8	600	17
20 1/2	1/2"	G1/2-AZ05-1/2	320	16.7
25 3/4	3/4"	G3/4-AZ05-3/4	200	16.6
32 1	1"	G1-AZ05-1	100	12.9

温度等级
Qualify range -50°C~+200°C
IP 等级
IP Rating IP 40
表面处理
Surface Finish 镀锌 (可依客户需求订制)
Zinc plated, other treatments are available by consult.
RoHS 符合/Yes
认证
Certificate CE



备注
Note 标准包装尺寸: 380*300*230
Standard Package Size: 380*300*230
每箱数量非最小订购量
Standard package is not the MOQ

系列 ABZ 60
Series Code
特性 180度盒接头组·防水·锌合金
Features Straight Type·Water Seal·Zinc Alloy
照片
Product Photo



公称尺寸 Nominal Conduit Size (mm) (inch)	G 螺纹 G Thread	型号 Part Number	每箱数量 Package /Box(Pcs)	每箱重量 Weight /Box(Kg)
10 1/4	-	-	-	-
12 5/16	-	-	-	-
16 3/8	1/2"	G1/2-ABZ60-3/8	500	20.5
20 1/2	1/2"	G1/2-ABZ60-1/2	500	24.0
25 3/4	3/4"	G3/4-ABZ60-3/4	300	24.8
32 1	1"	G1-ABZ60-1	160	27.7

温度等级
Qualify range -20°C~+90°C
IP 等级
IP Rating IP 65
表面处理
Surface Finish 镀锌 (可依客户需求订制)
Zinc plated, other treatments are available by consult.
RoHS 符合/Yes
认证
Certificate CE

组合图
Exploded view



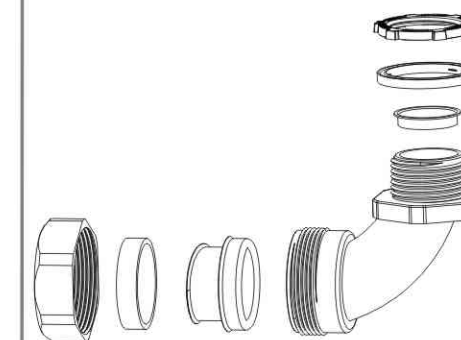
备注
Note 标准包装尺寸: 380*300*230
Standard Package Size: 380*300*230
每箱数量非最小订购量
Standard package is not the MOQ

系列 ABZ 63
Series Code
特性 90度盒接头·防水·锌合金
Features 90 Degree Elbow·Water Seal·Zinc Alloy

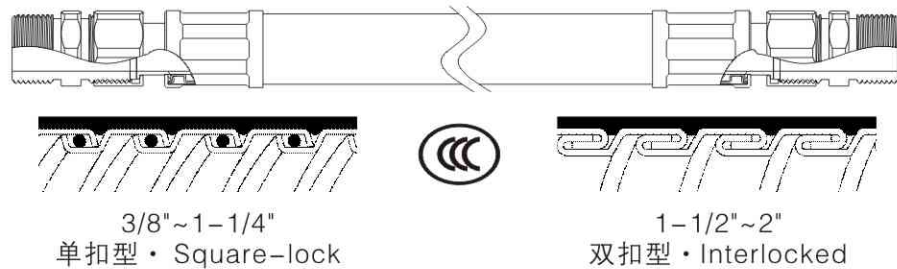


公称尺寸 Nominal Conduit Size (mm) (inch)	G 螺纹 G Thread	型号 Part Number	每箱数量 Package /Box(Pcs)	每箱重量 Weight /Box(Kg)
10 1/4	-	-	-	-
12 5/16	-	-	-	-
16 3/8	1/2"	G1/2-ABZ63-3/8	300	22.2
20 1/2	1/2"	G1/2-ABZ63-1/2	250	30.3
25 3/4	3/4"	G3/4-ABZ63-3/4	200	36.6
32 1	1"	G1-ABZ63-1	73	19.9

温度等级
Qualify range -20°C~+90°C
IP 等级
IP Rating IP 65
表面处理
Surface Finish 镀锌 (可依客户需求订制)
Zinc plated, other treatments are available by consult.
RoHS 符合/Yes
认证
Certificate CE



备注
Note 标准包装尺寸: 380*300*230
Standard Package Size: 380*300*230
每箱数量非最小订购量
Standard package is not the MOQ



增安型防爆软管组，管身柔软并防水防尘，符合GB 3836的防爆要求，于正常作业条件下设备不会产生火花或电弧的环境中保护电气线路，降低或控制设备运作时的温度，维持电气连接的稳定性，隔绝水气与尘体，减少可能引起故障的可能性而达成防爆的目的。适用于可能含有易爆气体但设备运行较稳定的环境中，但不包括矿坑。

Explosion Proof Flexible Coupling-Increased Safety Type, the conduit is flexible and the explosion proof flexible coupling have good waterproof and dustproof performance. The explosion proof flexible coupling meet the GB3836's explosion proof requirement, it use for protect the cable in environments where the equipment will not generate the spark or electric arc, reduce or control the temperature of the equipment during operation, maintain the stability of the electrical connection, isolate water vapor and dust, reduce the possibility of failure and achieve the purpose of explosion-proof. Suitable for use in environments where explosive gases may be contained but equipment is operating stably, not include the mining pits.

- 尺寸/Size: 3/8"~2" ● 接头螺牙/Thread: M / NPT ● RoHS: 符合/Yes ● 认证/Certificate: 3C
- IP等级/Rating: IP 66 ● 镀锌钢/Galvanized Steel ● 接头型式/Type: 外螺纹型式Two Male Fitting

产品规格/Product Specification

公称尺寸/Size (mm) (inch)		螺牙 Thread	型号 Type	内径/I.D. (mm)	外径/O.D. (mm)	最小弯曲半径(mm) Min Bending Radius
12	3/8	M	EX-12551775G1PM1	12.29~12.80	17.50~18.00	60.8
		NPT	EX-12551775G1PM2			
16	1/2	M	EX-16062105G1PM1	15.80~16.31	20.80~21.30	92.6
		NPT	EX-16062105G1PM2			
21	3/4	M	EX-21092595G1PM1	20.83~21.34	25.20~26.70	117.9
		NPT	EX-21092595G1PM2			
27	1	M	EX-26763310G1PM1	26.44~27.08	32.80~33.40	175.1
		NPT	EX-26763310G1PM2			
35	1-1/4	M	EX-35434180G1PM1	35.05~35.81	41.40~42.20	213.2
		NPT	EX-35434180G1PM2			
41	1-1/2	M	EX-40334805G2PM1	40.01~40.64	47.40~48.30	238.6
		NPT	EX-40334805G2PM2			
53	2	M	EX-51635985G2PM1	51.31~51.94	59.40~60.30	292.6
		NPT	EX-51635985G2PM2			



产品材质:
结构: 单扣型
内管: 采用优质PVC透明胶管
外管: 采用镀锌软管或者不锈钢软管
包塑颜色: 黑色/灰色

Product Material:
Structure: Squarelock
Inner Tube: Excellent PVC Hose
Core Tube: Galvanized Steel Tube or Stainless Steel Tube
Coating Colors: Black/Grey

- 产品特性:
- 1、软管有极佳之防水、防尘、绝缘、抗拉耐压之效果
 - 2、内管采用优质PVC胶管，可有效绝缘，确保线路安全
 - 3、外部PVC披覆提供优良的防水，防尘功能，维护线路正常运行

- Product Features :
- 1、Waterproof ,dustproof, insulation, tensile compression strength resistant. PVC inner hose is efficient for insulation to secure the circuit safety.
 - 2、The PVC coating offers excellent waterproof & dustproof to maintain the system working normally.
 - 3、Good bending performance , smooth construction, easy to pull wire through.

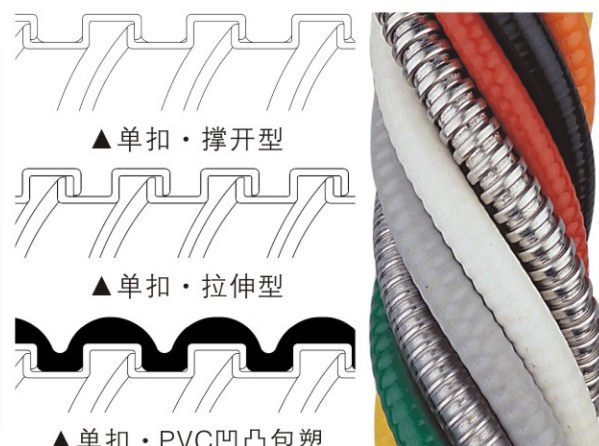
推荐应用:
铁路，机车头，交通系统工程，空调，各种机械，自动化控制设备，发电厂，化工，输配电系统，通信系统，船舶，大厦，厂房内及屋外露出部分之配线保护。
Application: Rail, locomotive, air condition, automation control system, critical power, chemical industry, ship and etc.

用途: 保护电线电缆以及达到绝缘、防水、防尘、耐压并可增进线缆弯曲美观。
To protect wire & cable, to reach waterproof, dustproof, insulation, high tensile & compression strength resistant.

产品规格/Product Specification

型号 Type	英寸/Inch (")	内径/I.D. (mm)	外径/O.D. (mm)	使用软管规格 Hose Specification	内胶管规格 Inner Tube Specification
B095172G1F2	3/8	9.5	17.2	P125157G1	9.5×11.5
B125208G1F2	1/2	12.5	20.8	P157191G1	12.5×14.5
B175262G1F2	3/4	17.5	26.0	P208243G1	17.0×19.5
B230319G1F2	1	23.0	31.9	P264300G1	22.0×24.8
B320400G1F2	1-1/4	32.0	40.0	P245380G1	31.0×33.8
B350470G1F2	1-1/2	35.0	47.0	P400450G1	34.8×38.0
B460600G1F2	2	46.0	60.0	P510570G1	45.8×49.0
B590730G1F2	2-1/2	59.0	73.0	P635705G1	58.2×60.0
B690855G1F2	3	69.0	85.5	P765830G1	68.0×72.0
B96001125G1F2	4	96.0	112.5	P10001100G1	91.0×95.0





- 结构: 单扣型
Structure: Square-lock
- 护套颜色: 黑色(其它颜色可订制)
Jacket Color: Black(other colors are available by consult)
- 材质: 不锈钢
Material: Stainless Steel
- 按IEC标准, 每百米长度允许2~3个焊接点
Follow IEC standard, 2~3 joints are allowed in a length of 100M.
- 阻燃: 自熄
Fire Retardant: Self-extinguishing
- RoHS:符合
RoHS:Yes

✘ 产品规格/Product Specification

型号 Type	内径/I.D. (mm)	外径/O.D. (mm)	披覆后外径 O.D.+PVC (mm)	弯曲半径 Bending Radius (mm)	抗拉力 Tensile Strength (kg)	每卷长度 Package/Roll (m)
P015034S1P2	1.5±0.1	2.6±0.1	3.4±0.20	≤23	≥50	100
P018037S1P2	1.8±0.2	2.9±0.2	3.7±0.20	≤23	≥50	100
P022044S1P2	2.2±0.2	3.4±0.2	4.4±0.20	≤20	≥50	100
P026048S1P2	2.6±0.2	3.8±0.2	4.8±0.20	≤20	≥50	100
P030056S1P2	3.0±0.2	4.6±0.2	5.6±0.20	≤18	≥50	100
P035060S1P2	3.5±0.2	5.1±0.2	6.0±0.25	≤45	≥35	100
P040070S1P2	4.0±0.2	6.0±0.2	7.0±0.25	≤50	≥50	100
P045080S1P2	4.5±0.2	6.5±0.2	8.0±0.25	≤50	≥50	100
P050078S1P2	5.0±0.2	7.0±0.2	7.8±0.25	≤50	≥50	100
P055085S1P2	5.5±0.2	7.5±0.2	8.5±0.25	≤50	≥50	100
P060090S1P2	6.0±0.2	8.0±0.2	9.0±0.25	≤50	≥50	100
P065095S1P2	6.5±0.2	8.5±0.2	9.5±0.25	≤50	≥50	100
P070100S1P2	7.0±0.2	9.0±0.2	10.0±0.25	≤50	≥60	100
P075105S1P2	7.5±0.2	9.5±0.2	10.5±0.25	≤50	≥60	100
P080110S1P2	8.0±0.2	10.0±0.2	11.0±0.25	≤50	≥65	100
P090120S1P2	9.0±0.2	11.0±0.2	12.0±0.25	≤55	≥70	100
P100130S1P2	10.0±0.2	12.0±0.2	13.0±0.25	≤60	≥80	100
P115152S1P2	11.5±0.2	14.0±0.2	15.2±0.25	≤75	≥80	50
P125166S1P2	12.5±0.3	15.7±0.3	16.6±0.35	≤95	≥80	50
P144188S1P2	14.4±0.3	17.8±0.3	18.8±0.35	≤100	≥90	50
P161205S1P2	16.1±0.3	19.5±0.3	20.5±0.35	≤105	≥120	50



- 护套颜色: 黑色(其它颜色可订制)
Jacket Color: Black(other colors are available by consult)
- 按IEC标准, 每百米长度允许2~3个焊接点
Follow IEC standard, 2~3 joints are allowed in a length of 100M.
- 阻燃: 自熄
Fire Retardant: Self-extinguishing
- RoHS:符合
RoHS:Yes

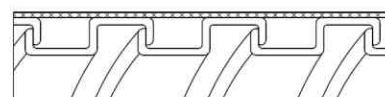
✘ 应用/Application:

应用于铠装光缆、精密光学尺、光学测量仪器、医疗仪器、机器设备用之电线保护管;公用电话电话机、水表、门磁报警器等其它需要对电线进行安全防护的设备;各种细线保护管;各种计算机、机器人等等的网络线保护用管;冷光照明设备用之光源导管等等。
Application: Extensively applied for the protection of fiber optic pigtail patch cord and cables, electrical wires for various optical measuring instruments, medical instruments, machinery and equipment; network line protection tube of computers, robots, light guide tube and etc.

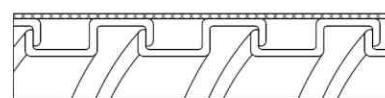


✘ 产品规格/Product Specification

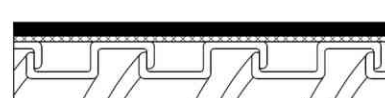
型号 Type	内径/I.D. (mm)	外径/O.D. (mm)	披覆后外径 O.D.+PVC (mm)	弯曲半径 Bending Radius (mm)	抗拉力 Tensile Strength (kg)	每卷长度 Package/Roll (m)
P040070S2F1	4.0±0.2	6.0±0.2	7.0±0.25	≤45	≥100	100
P046076S2F1	4.6±0.2	6.6±0.2	7.6±0.25	≤50	≥100	100
P050080S2F1	5.0±0.2	7.0±0.2	8.0±0.25	≤50	≥100	100
P054088S2F1	5.4±0.2	7.8±0.2	8.8±0.25	≤52	≥120	100
P059094S2F1	5.9±0.2	8.4±0.2	9.4±0.25	≤57	≥120	100
P062092S2F1	6.2±0.2	8.2±0.2	9.2±0.25	≤57	≥100	100
P066100S2F1	6.6±0.2	9.0±0.2	10.0±0.25	≤55	≥120	100
P070105S2F1	7.0±0.2	9.5±0.2	10.5±0.25	≤65	≥120	100
P080125S2F1	8.0±0.2	10.5±0.2	12.5±0.25	≤75	≥120	100
P095145S2F1	9.5±0.2	12.5±0.2	14.5±0.25	≤75	≥140	100
P125177S2F1	12.5±0.3	15.7±0.3	17.7±0.35	≤95	≥140	50
P145195S2F1	14.5±0.3	17.0±0.3	19.5±0.35	≤100	≥140	50
P150205S2F1	15.0±0.3	18.0±0.3	20.5±0.35	≤110	≥180	50
P161213S2F1	16.1±0.3	19.5±0.3	21.3±0.35	≤120	≥200	50



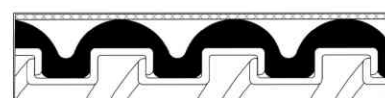
WP-S1SB
单勾·不锈钢·不锈钢编织
SUS Square-lock+Braiding



WP-S1TB
单勾·不锈钢·镀锡铜编织
SUS Square-lock+Braiding



WP-S1TBP1 单勾·不锈钢
镀锡铜编织·PVC平包塑 SUS
Square-lock+Braiding+PVC



WP-S1P2SB 单勾·不锈钢
PVC凹凸包塑·不锈钢编织 SUS
Square-lock+Braiding+PVC

✘ 温度等级: -20°C~+80°C, -40°C~+105°C, -40°C~+350°C
Qualify range: -20°C~+80°C, -40°C~+105°C, -40°C~+350°C

✘ IP 等级: IP 40 & IP 66
IP Rating: IP 40 & IP 66

✘ 颜色:黑色·其它颜色可洽谈订制
Jacket Color: Black, other colors are available by consult.

✘ 阻燃性:自熄
Fire Retardant:Self-extinguishing

✘ 产品规格/Product Specification

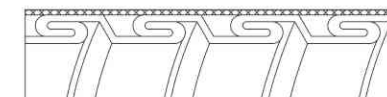
型号 Type	内径/I.D. (mm)	编织后外径 O.D.+Braiding (mm)	披覆后外径 O.D.+PVC (mm)	弯曲半径 Bending Radius (mm)	抗拉力 Tensile Strength (kg)	每卷长度 Package/Roll (m)
P035070S1TBP1	3.5±0.2	6.0±0.25	7.0±0.3	≤55	≥35	100
P040080S1TBP1	4.0±0.2	7.0±0.25	8.0±0.3	≤60	≥50	100
P045085S1TBP1	4.5±0.2	7.5±0.25	8.5±0.3	≤60	≥50	100
P050095S1TBP1	5.0±0.2	8.0±0.25	9.5±0.3	≤60	≥50	100
P055100S1TBP1	5.5±0.2	8.5±0.25	10.0±0.3	≤60	≥50	100
P060105S1TBP1	6.0±0.2	9.0±0.25	10.5±0.3	≤60	≥50	100
P065110S1TBP1	6.5±0.2	9.5±0.25	11.0±0.3	≤60	≥50	100
P070120S1TBP1	7.0±0.2	10.0±0.25	12.0±0.3	≤60	≥60	100
P075125S1TBP1	7.5±0.2	10.5±0.25	12.5±0.3	≤60	≥60	100
P080130S1TBP1	8.0±0.2	11.0±0.25	13.0±0.3	≤60	≥65	100
P090140S1TBP1	9.0±0.2	12.0±0.25	14.0±0.3	≤65	≥70	100
P100150S1TBP1	10.0±0.2	13.0±0.25	15.0±0.3	≤70	≥80	100
P115178S1TBP1	11.5±0.2	15.3±0.25	17.8±0.3	≤85	≥80	50
P125195S1TBP1	12.0±0.3	17.0±0.35	19.5±0.4	≤105	≥80	50
P144216S1TBP1	14.4±0.3	19.1±0.35	21.6±0.4	≤110	≥90	50
P161228S1TBP1	16.1±0.3	20.8±0.35	22.8±0.4	≤115	≥120	50

✘ 可挠性:中级
Flexibility:Medium

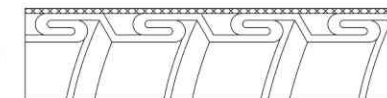
✘ 抗UV:可制订
UV Resistance:Customized

✘ RoHS:符合
RoHSCompliance: Yes

✘ EMC防护等级:标准
EMC Shielding: standard



WP-S2SB
双扣·不锈钢·不锈钢编织
SUS Interlocked+Braiding



WP-S2TB
双扣·不锈钢·镀锡铜编织
SUS Interlocked+Braiding



WP-S2TBF1 双扣·不锈钢
镀锡铜编织·PVC平包塑
SUS Interlocked+Braiding+PVC



WP-S2F1SB 双扣·不锈钢
PVC平包塑·不锈钢编织
SUS Interlocked+Braiding+PVC

✘ 温度等级: -20°C~+80°C, -40°C~+105°C, -40°C~+350°C
Qualify range: -20°C~+80°C, -40°C~+105°C, -40°C~+350°C

✘ IP 等级: IP 40 & IP 66
IP Rating: IP 40 & IP 66

✘ 颜色:黑色·其它颜色可洽谈订制
Jacket Color: Black, other colors are available by consult.

✘ 阻燃性:自熄
Fire Retardant:Self-extinguishing

✘ RoHS:符合
RoHSCompliance: Yes

✘ EMC防护等级:标准
EMC Shielding: standard

✘ 产品规格/Product Specification

型号 Type	内径/I.D. (mm)	披覆后外径 O.D.+PVC (mm)	编织后外径 O.D.+Braiding (mm)	弯曲半径 Bending Radius (mm)	抗拉力 Tensile Strength (kg)	每卷长度 Package/Roll (m)
P040080S2F1SB	4.0±0.2	7.0±0.25	8.0±0.3	≤50	≥100	100
P046086S2F1SB	4.6±0.2	7.6±0.25	8.6±0.3	≤55	≥100	100
P050090S2F1SB	5.0±0.2	8.0±0.25	9.0±0.3	≤55	≥100	100
P054098S2F1SB	5.4±0.2	8.8±0.25	9.8±0.3	≤57	≥120	100
P059104S2F1SB	5.9±0.2	9.4±0.25	10.4±0.3	≤62	≥120	100
P062102S2F1SB	6.2±0.2	9.2±0.25	10.2±0.3	≤62	≥100	100
P066110S2F1SB	6.6±0.2	10.0±0.25	11.0±0.3	≤60	≥120	100
P070115S2F1SB	7.0±0.2	10.5±0.25	11.5±0.3	≤70	≥120	100
P080135S2F1SB	8.0±0.2	12.5±0.25	13.5±0.3	≤80	≥120	100
P095155S2F1SB	9.5±0.2	14.5±0.25	15.5±0.3	≤80	≥140	100
P125190S2F1SB	12.5±0.3	17.7±0.35	19.0±0.4	≤100	≥140	50
P145208S2F1SB	14.5±0.3	19.5±0.35	20.8±0.4	≤105	≥140	50
P150218S2F1SB	15.0±0.3	20.5±0.35	21.8±0.4	≤115	≥180	50
P161226S2F1SB	16.1±0.3	21.3±0.35	22.6±0.4	≤125	≥200	50

✘ 可挠性:中级
Flexibility:Medium

✘ 颜色:黑色·其它颜色可洽谈订制
Jacket Color: Black, other colors are available by consult.

✘ 阻燃性:自熄
Fire Retardant:Self-extinguishing

✘ RoHS:符合
RoHSCompliance: Yes

✘ EMC防护等级:标准
EMC Shielding: standard

✘ 产品规格/Product Specification





- ✘ 结构：双扣型
材质：不锈钢
护套颜色：黑色/白色
- ✘ Structure: Interlock
Material: Stainless Steel
Jacket Color: Black White



欧洲防爆认证软管系列
ATEX Flexible Metal Conduit

针对潜在爆炸环境用的设备及保护系统之线缆保护（海上平台，石化设备，矿山，面粉厂和其他可能存在易爆气体的场所使用的设备和保护系统），特别推荐使用此款通过ATEX认证软管。
Especially recommending the ATEX Flexible Metal Conduit for the wiring protection of equipments & system that used in potentially explosive environment (offshore platforms, petrochemical plant, mine, flour mill and other places where the explosive gas exists).

✘ 适用范围：
适用于所有用于潜在爆炸性环境中的电气及非电气设备、机械产品及工业设施。也适用于在不具爆炸危险性的环境中所使用的控制装置及调节装置，以维护设备与仪器的安全或防护系统的正常运作。

✘ Application:
It is applied on electrical and non-electrical equipment, machinery and industry devices in all potentially explosive environment as well as the control devices and equipments in non-explosive environment to secure the safety of equipment and instrument or maintain the normal operation of the system.



✘ 产品规格/Product Specification

双扣型/Interlock

型号 Type	内径/I.D. (mm)	披覆后外径 O.D.+PVC (mm)	弯曲半径 Bending Radius (mm)	抗拉力 Tensile Strength (kg)	每卷长度 Package/Roll (m)
P040070S2K1	4.0±0.2	7.0±0.25	≤45	≥100	200
P046080S2K1	4.6±0.2	8.0±0.25	≤50	≥100	200
P050080S2K1	5.0±0.2	8.0±0.25	≤50	≥100	200
P054095S2K1	5.4±0.2	9.5±0.25	≤52	≥120	100
P059100S2K1	5.9±0.2	10.0±0.25	≤57	≥120	100
P066100S2K1	6.6±0.2	10.0±0.25	≤55	≥120	100
P095150S2K1	9.5±0.2	15.0±0.25	≤75	≥140	100
P100150S2K1	10.0±0.2	15.0±0.25	≤75	≥140	100
P125177S2K1	12.5±0.3	17.7±0.35	≤95	≥140	50
P161213S2K1	16.1±0.3	21.3±0.35	≤120	≥200	50

不锈钢单线圈管系列/Stainless Steel Mono coil Series

▲ MC1-K-SB 不锈钢单线圈管 · 不锈钢编织 SUS Mono coil+Braiding	▲ MC1-K-TB 不锈钢单线圈管 · 镀锡铜编织 SUS Mono coil+Braiding	▲ MC2-K-P 不锈钢单线圈管 · PVC平包塑 SUS Mono coil+PVC
▲ MC1-J-SB (高刚性) 不锈钢单线圈管 · 不锈钢编织 SUS Mono coil+Braiding	▲ MC1-J-TB (高刚性) 不锈钢单线圈管 · 铜编织 SUS Mono coil+Braiding	▲ MC2-J-P (高刚性) 不锈钢单线圈管 · PVC平包塑 SUS Mono coil+PVC
▲ MC4-K-ASB 不锈钢单线圈管 · 铝箔 · 不锈钢编织 SUS Mono coil+Metal Foil+Braiding	▲ MC4-K-BSB 不锈钢单线圈管 · 铜箔 · 不锈钢编织 SUS Mono coil+Metal Foil+Braiding	
▲ MC4-K-TBP 不锈钢单线圈管 · 铝箔 · 镀锡铜编织 SUS Mono coil+Metal Foil+Braiding	▲ MC4-K-BTB 不锈钢单线圈管 · 铜箔 · 镀锡铜编织 SUS Mono coil+Metal Foil+Braiding	
▲ MC3-K-SBP 不锈钢单线圈管 · 不锈钢编织 · PVC平包塑 SUS Mono coil+Braiding+PVC	▲ MC3-K-TBP 不锈钢单线圈管 · 镀锡铜编织 · PVC平包塑 SUS Mono coil+Braiding+PVC	

✘ 产品规格/Product Specification


型号 Type	内径/I.D. (mm)	编织后外径 O.D.+Braiding (mm)	披覆后外径 O.D.+PVC (mm)	材料宽度 Material Width (mm)	编织丝尺寸 Braiding Size (mm)	每卷长度 Package/Roll (m)
MC3-K006020-SSBPG	0.6±0.1	1.2±0.1	2.0±0.1	0.55	0.07	500
MC3-K008030-SSBPG	0.8±0.1	1.5±0.1	3.0±0.1	0.55	0.07	500
MC3-K010030-SSBPG	1.0±0.1	2.0±0.1	3.0±0.1	0.7	0.07	500
MC3-K015035-SSBPG	1.5±0.1	2.5±0.1	3.5±0.1	0.9	0.07	500
MC3-K018040-SSBPG	1.8±0.1	2.7±0.1	4.0±0.1	0.9	0.07	500
MC3-K022050-SSBPG	2.2±0.1	3.2±0.1	5.0±0.1	0.9	0.1	500
MC3-K030060-SSBPG	3.0±0.1	4.2±0.1	6.0±0.1	1.4	0.1	500
MC3-K035065-SSBPG	3.5±0.2	4.8±0.2	6.5±0.2	1.4	0.1	200
MC3-K040070-SSBPG	4.0±0.2	5.0±0.2	7.0±0.2	1.8	0.1	200
MC3-K045075-SSBPG	4.5±0.2	5.5±0.2	7.5±0.2	1.8	0.1	200
MC3-K050080-SSBPG	5.0±0.2	6.2±0.2	8.0±0.2	1.8	0.1	200
MC3-K060085-SSBPG	6.0±0.2	7.2±0.2	8.5±0.2	1.8	0.1	200
MC3-K068090-SSBPG	6.8±0.2	8.0±0.2	9.0±0.2	1.8	0.1	200
MC3-K070095-SSBPG	7.0±0.2	8.2±0.2	9.5±0.2	1.8	0.1	200
MC3-K080110-SSBPG	8.0±0.2	9.2±0.2	11.0±0.2	1.8	0.1	200
MC3-K085115-SSBPG	8.5±0.2	9.8±0.2	11.5±0.2	1.8	0.1	200

Armored Tube for Laser Fiber
Armored Tube for High Power Fiber
Armored Tube for FO Cable

激光光纤保护软管
能量光纤保护软管
铠装光纤保护软管



激光光纤保护软管
Armored Tube for Laser Fiber



O.D. 6mm



O.D. 8mm



O.D. 10.5mm



O.D. 13mm



O.D. 13mm



其它规格及包塑颜色可依客户需求订制
other specification or colors are available by consult

Tungsten wire braiding conduit series
钨丝编织管系列
The conduit apply to all kinds of endoscope
适用于各种内窥镜保护软管



- ☒ 温度等级: -20°C~+80°C
Qualify range: -20°C~+80°C
- ☒ IP 等级: IP 66
IP Rating: IP 66
- ☒ 可挠性: 中级 (可回弹)
Flexibility: Medium (Rebound Type)
- ☒ 抗拉强度: 高级
Tensile Strength: High



☒ 产品规格/Product Specification



EC-UWB

型号 Type	内径/I.D. (mm)	编织后外径 O.D.+Braiding (mm)	重量 (g/m)	每卷长度 Package/Roll (m)
EC-029039-UWB	2.9±0.1	3.9±0.15	24	200
EC-040055-UWB	4.0±0.1	5.5±0.15	-	200
EC-043058-UWB	4.3±0.1	5.8±0.15	-	200
EC-057072-UWB	5.7±0.1	7.2±0.15	-	200
EC-063078-UWB	6.3±0.1	7.8±0.15	-	200



EC-WBUWB1 软态
EC-WBUWB2 硬态

型号 Type	内径/I.D. (mm)	编织后外径 O.D.+Braiding (mm)	重量 (g/m)	每卷长度 Package/Roll (m)
EC-029047-WBUWB	2.9±0.1	4.7±0.15	-	100
EC-040059-WBUWB	4.0±0.1	5.9±0.15	71	100
EC-043061-WBUWB	4.3±0.1	6.1±0.15	73	100
EC-057075-WBUWB	5.7±0.1	7.5±0.2	89	100
EC-063081-WBUWB	6.3±0.1	8.1±0.2	96	100





Certificate No.:E358278

在人员集中或流动性大的建筑和公共场所，如：办公室、购物中心、医院、剧场、工厂、矿场和隧道等，为方便施工，我公司生产之各种金属保护管有着优良的电气性能，可依客户要求设计或代工，在保护管内加上各种不同类型规格之电线电缆及接头的线束组装，以配合各种不同配线的现场使用。

We offers various flexible metal conduit assembly kits for easy and quick installation in buildings, facilities and public places with mass people, such as: office building, shopping center, hospital, theatre, factory, mine and tunnel and etc.



线束组装系列/ Wiring Harness Assembly Series



COMPONENT WIRING HARNESSES



CSA 认证编号: 303828
Certificate No.: 303828



cCSAus(High Pressure GAS Hose: 1/4、5/16、3/8)
CSAus(Low Pressure GAS Hose: 5/16、3/8)

特性/Features:

温度范围: -40°C ~ +100°C
Temperature Range: -40°C ~ +100°C

压力等级: 高压管 350psig; 低压管 1psig
Working Pressure Rating: High Pressure GAS Hose:350psig;
Low Pressure GAS Hose:1psig

抗UV&臭氧: 有
UV & Ozone Resistance: Yes

CSA 认证编号: 303828
Certificate No.: 303828

cCSAus(高压管/High Pressure GAS Hose: 1/4、5/16、3/8)
CSAus(低压管/Low Pressure GAS Hose: 5/16、3/8)

可挠性:高
Flexibility:High

颜色:黑色
Color: Black

阻燃性:FT4
Fire Retardant:FT4

抗拉强度:高
Tensile Resistance:High

RoHS: 符合
RoHS Compliance: Yes



产品规格/Product Specification

型号 Part Number	英寸 Inch (")	内径 I.D. (mm)	外径 O.D. (mm)	弯曲半径 Bending Radius(mm)	每卷长度 Package/ Coil(ft/m)
G01-H1/4B	1/4	6.15~6.73	13.12~14.26	102	305/100
G01-H5/16B	5/16	7.73~8.31	14.62~15.76	102	305/100
G01-H3/8B	3/8	9.32~9.90	15.62~16.76	102	305/100
G01-L5/16B	5/16	7.73~8.31	14.62~15.76	32	305/100
G01-L3/8B	3/8	9.32~9.90	15.62~16.76	39	305/100

广泛应用于大楼的综合布线及建筑装饰行业、船舶、石油、化工、铁路、电力、核能、冶金、机械、消防、矿山、导航灯及国防等行业之电线电气保护。

Widely applied to electrical wire protection in construction, ship, petrochemical industry, rail, critical power, metallurgy, machinery, fire alarm system, airport lighting system, defence and marine and etc.

一般应用 General Application	<ul style="list-style-type: none"> 公用电话电线保护 机房线路电线保护 终端设备光纤保护 户外线路配电保护 	Public payphone cable protection Power switch room wiring protection Terminal equipment fiber-optic protection Outdoor distribution line protection
	<ul style="list-style-type: none"> 建筑物综合布线保护 公共设施照明配电保护 电梯扶手梯线路保护 卫浴煤气瓦斯管道传输 	Intelligent buildings integrated wiring protection Public facilities lighting line protection Elevator handrails distribution line protection Shower hose, gas pipe
	<ul style="list-style-type: none"> 电子监控系统线路保护 屏幕显示系统线路保护 门禁防盗系统线路保护 远程传输系统线路保护 	Electronic monitoring system line protection Screen display system line protection Access control system line protection Remote transmission system line protection
	<ul style="list-style-type: none"> 机场设备电线电气保护 高速铁路电线电气保护 捷运系统电线电气保护 汽机车配电线路保护 	Airport equipment electrical wire protection High-speed railway electrical wire protection Rapid transit system electrical wire protection Steam locomotive power wire protection
	<ul style="list-style-type: none"> 机械设备控制系统配电 精密仪器仪表配线保护 医疗设备配电线路保护 光学设备仪器配线保护 	Machinery and equipment control system line protection Precision instruments line protection Medical equipment power wire protection Optical device and equipment wiring protection
	<ul style="list-style-type: none"> 船舶供电系统配线保护 油田隧道供电系统保护 化工厂供电系统保护 发电厂供电系统保护 	Ship power supply system protection Oilfield tunnel power supply system protection Chemical plant power supply system protection Power plant power supply system protection

